

North Dakota

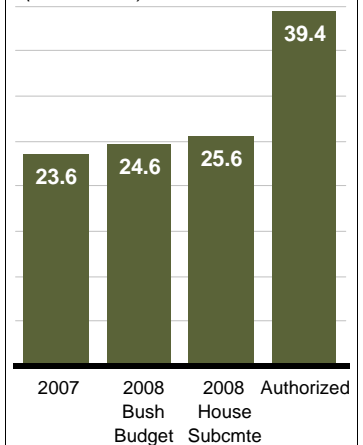
Education Appropriations, House Subcommittee Mark

- Funds the U.S. Department of Education at \$61.7 billion, \$4.2 billion or 7.4 percent more than 2007.
- Restores funding for programs eliminated in the 2008 Bush budget request, including educational technology and innovative education state grants, school counseling, and supplemental educational opportunity grants.
- About half of the increase for education is directed toward NCLB Act programs, primarily ESEA Title I and school improvement grants. The other half is to support a maximum Pell Grant award of \$4,700, an increase of \$390.

Appropriations for No Child Left Behind (NCLB) under the House Subcommittee Mark

- Increases funding for NCLB Act programs by almost \$2 billion, or 8.4 percent, for a total of \$25.6 billion. Funding for NCLB under the House subcommittee mark is almost \$1 billion more than the 2008 Bush budget request.
- Makes progress toward closing the funding gap -- what is promised in the law (based on the 2007 authorization, the last year authorized under NCLB) compared to what is actually appropriated. The funding gap shrinks to \$13.8 billion under the House subcommittee mark from \$15.8 billion in 2007.
- Boosts funding for Improving Teacher Quality State Grants by \$300 million (+10.4 percent), which was cut in the 2008 Bush budget. Also, provides increases of \$125 million (+12.7 percent) for 21st Century Community Learning Centers; and \$106 million (+15.8 percent) for English Language Acquisition State Grants.

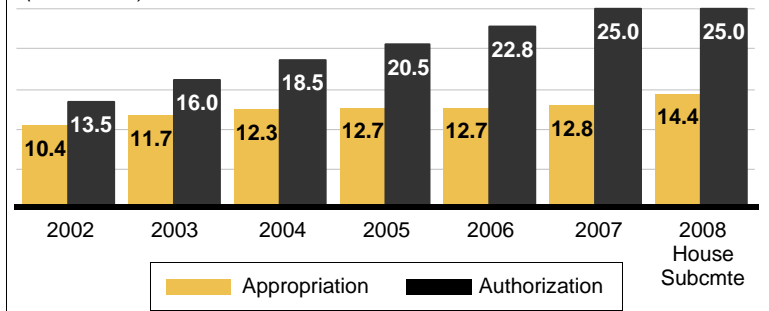
(\$ in billions)



Grants to Local Educational Agencies (ESEA I-A)

- Increases funding by \$1.5 billion above the 2007 level for a total of \$14.4 billion.
- Begins to reduce the gap between Title I's authorized level (programs under NCLB are authorized only through fiscal year 2007) and actual funding. The funding gap narrows to \$10.6 billion in 2008 under the House subcommittee mark from \$12.2 billion in 2007.

(\$ in billions)

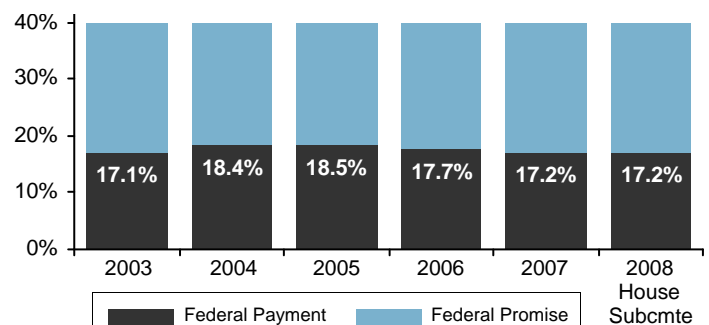


Special Education Grants to States (IDEA)

- Reverses the 2008 Bush budget cut of almost \$300 million, and adds another \$175 million (+1.6 percent) above 2007.
- Despite the modest increase, the federal share of educating children with disabilities would remain at the same level as 2007, or 17.2 percent, which is still well below the 40 percent level promised in the law.

Federal Payment vs. Federal Promise*

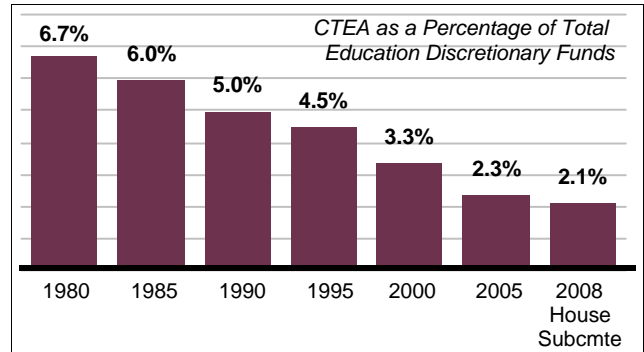
(*40 percent of the excess costs of educating children with disabilities)



North Dakota

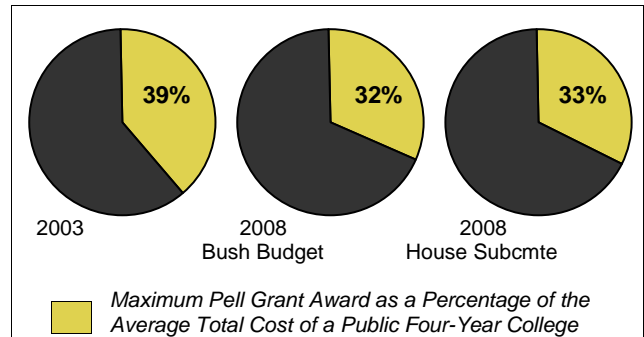
North Dakota <i>(dollars in millions)</i>						
		2008	2008 House Subcommittee Mark			
		House	vs. 2007		vs. Authorized	
		Subcmte	vs. 2007	vs. Authorized	Unservd**	
2007	Authorized*					
Grants to Local Educational Agencies (ESEA Title I-A)						
29.8	62.2	33.9	4.1	-28.3	5,317	
Impact Aid Basic Support Payments (ESEA VIII section 8003(b))						
28.7	41.3	27.1	-1.6	-14.2	1,968	
Improving Teacher Quality State Grants (ESEA II-A)						
13.8	15.1	15.2	1.4	0.1	0	
Educational Technology State Grants (ESEA II-D-1 and 2)						
1.3	4.8	1.3	0.0	-3.5	8,510	
21st Century Community Learning Centers (ESEA IV-B)						
4.8	12.3	5.4	0.6	-6.8	9,998	
State Grants for Innovative Programs (ESEA V-A)						
0.5	3.0	0.5	0.0	-2.5	79,211	
Rural Education (ESEA VI-B)						
0.7	1.2	0.7	0.0	-0.5	5,301	
Safe & Drug-Free Schools State Grants (ESEA IV-A-1)						
1.7	1.6	0.7	-1.0	-0.9	51,603	
English Language Acquisition State Grants (ESEA III-A)						
0.5	0.6	0.6	0.1	0.0	0	
Special Education Grants to States (IDEA Part B-611)						
25.0	44.7	25.3	0.4	-19.4	6,049	
Career & Technical Education State Grants (CTEA Title I)						
4.2	16.3	4.9	0.6	-11.4	21,036	
Federal Pell Grants (HEA IV-A-1)						
40.2	57.4	44.7	4.5	-12.7	3,366	
Federal Supplemental Educational Opportunity Grants (HEA IV-A-3)						
2.8	13.8	2.8	0.0	-10.9	3,493	
Federal Work-Study (HEA IV-C)						
3.3	13.6	3.3	0.0	-10.3	2,680	
Head Start (HSA section 639)						
17.2	35.8	17.4	0.2	-18.4	136	

* Reflects the appropriation ceiling specified in law. See technical notes for details.
 ** Represents children/students as a result of the funding gap between 2008 House Subcmte and Authorized. Includes both unserved and underserved. For Improving Teacher Quality State Grants, unserved represents teachers not hired.



Career and Technical Education (CTEA)

- Restores 2008 Bush budget cut of almost \$600 million to CTEA Title I State Grants.
- Funds CTEA at 2.1 percent of total education discretionary dollars, up from 1.1 percent under the 2008 Bush budget request, but still trending downward.



Federal Pell Grants (HEA)

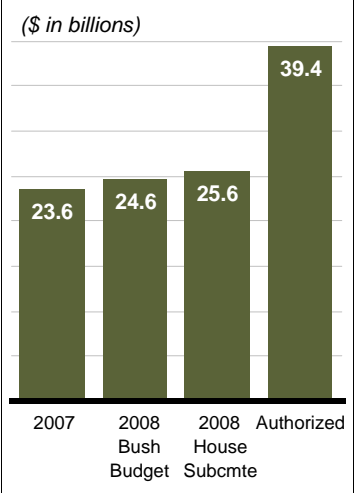
- Increases the maximum Federal Pell Grant award by \$390 to \$4,700 in 2008.
- From 2003 to 2006, the maximum Pell Grant award was frozen at \$4,050 while the cost of higher education shot up 22 percent. Even with the increase under the mark, the maximum award's share of the average total costs of attending a public four-year college remains below the 2003 level of 39 percent.
- Rejects the 2008 Bush budget proposal to pay for an increase in Pell Grants by cutting other student aid. The mark restores funding for Federal Supplemental Educational Opportunity Grants and Perkins Loan Cancellations.

Education Appropriations, House Subcommittee Mark

- Funds the U.S. Department of Education at \$61.7 billion, \$4.2 billion or 7.4 percent more than 2007.
- Restores funding for programs eliminated in the 2008 Bush budget request, including educational technology and innovative education state grants, school counseling, and supplemental educational opportunity grants.
- About half of the increase for education is directed toward NCLB Act programs, primarily ESEA Title I and school improvement grants. The other half is to support a maximum Pell Grant award of \$4,700, an increase of \$390.

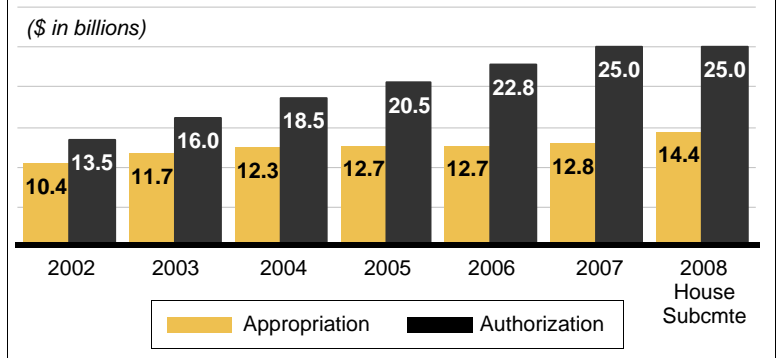
Appropriations for No Child Left Behind (NCLB) under the House Subcommittee Mark

- Increases funding for NCLB Act programs by almost \$2 billion, or 8.4 percent, for a total of \$25.6 billion. Funding for NCLB under the House subcommittee mark is almost \$1 billion more than the 2008 Bush budget request.
- Makes progress toward closing the funding gap -- what is promised in the law (based on the 2007 authorization, the last year authorized under NCLB) compared to what is actually appropriated. The funding gap shrinks to \$13.8 billion under the House subcommittee mark from \$15.8 billion in 2007.
- Boosts funding for Improving Teacher Quality State Grants by \$300 million (+10.4 percent), which was cut in the 2008 Bush budget. Also, provides increases of \$125 million (+12.7 percent) for 21st Century Community Learning Centers; and \$106 million (+15.8 percent) for English Language Acquisition State Grants.



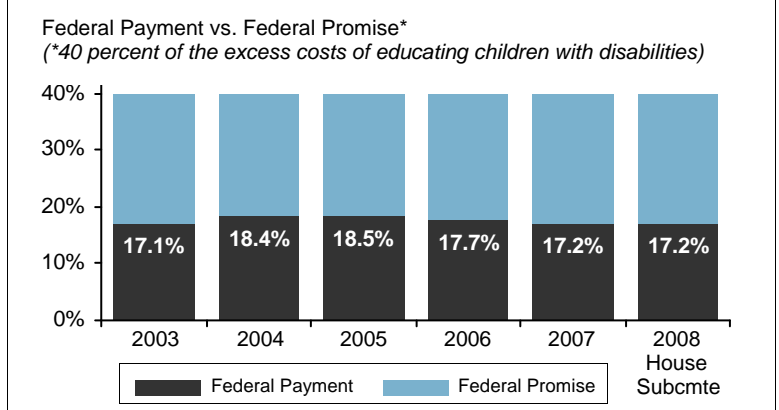
Grants to Local Educational Agencies (ESEA I-A)

- Increases funding by \$1.5 billion above the 2007 level for a total of \$14.4 billion.
- Begins to reduce the gap between Title I's authorized level (programs under NCLB are authorized only through fiscal year 2007) and actual funding. The funding gap narrows to \$10.6 billion in 2008 under the House subcommittee mark from \$12.2 billion in 2007.



Special Education Grants to States (IDEA)

- Reverses the 2008 Bush budget cut of almost \$300 million, and adds another \$175 million (+1.6 percent) above 2007.
- Despite the modest increase, the federal share of educating children with disabilities would remain at the same level as 2007, or 17.2 percent, which is still well below the 40 percent level promised in the law.



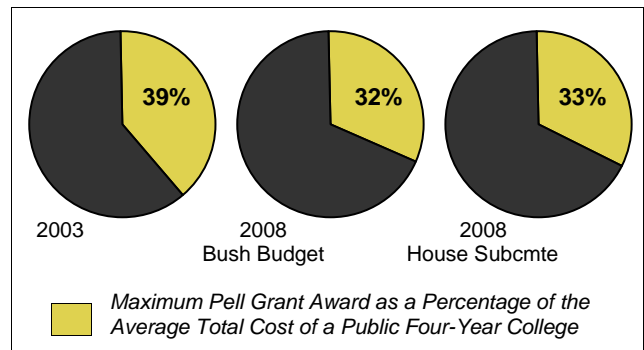
Earl Pomeroy Congressional District (at Large), North Dakota

Congressional District (at Large), North Dakota <i>(dollars in millions)</i>							
		2008 House	2008 House Subcommittee Mark				
2007 Authorized*		Subcmte	vs. 2007	vs. Authorized	Unservd**		
SELECTED PROGRAMS	Grants to Local Educational Agencies (ESEA Title I-A)	27.96	58.33	31.81	3.85	-26.52	5,317
	Impact Aid Basic Support Payments (ESEA VIII section 8003(b))	28.71	41.30	27.12	-1.58	-14.18	1,968
	Improving Teacher Quality State Grants (ESEA II-A)	12.73	14.02	14.07	1.34	0.06	0
	Educational Technology State Grants (ESEA II-D-1 and 2)	0.63	2.30	0.63	0.00	-1.67	8,510
	21st Century Community Learning Centers (ESEA IV-B)	n/a	n/a	n/a	n/a	n/a	n/a
	State Grants for Innovative Programs (ESEA V-A)	0.42	2.16	0.42	0.00	-1.74	79,211
	Rural Education (ESEA VI-B)	0.67	1.19	0.67	0.00	-0.52	5,301
	Safe & Drug-Free Schools State Grants (ESEA IV-A-1)	1.25	1.18	0.54	-0.71	-0.64	51,603
	English Language Acquisition State Grants (ESEA III-A)	0.40	0.45	0.47	0.06	0.01	0
	Special Education Grants to States (IDEA Part B-611)	21.77	41.41	22.05	0.28	-19.36	6,049
	Career & Technical Education State Grants (CTEA Title I)	3.55	13.69	4.08	0.54	-9.61	21,036
	Federal Pell Grants (HEA IV-A-1)	40.20	57.40	44.70	4.50	-12.70	3,366
	Federal Supplemental Educational Opportunity Grants (HEA IV-A-3)	2.83	13.76	2.83	0.00	-10.93	3,493
	Federal Work-Study (HEA IV-C)	3.32	13.61	3.32	0.00	-10.29	2,680
Head Start (HSA section 639)	17.24	35.85	17.44	0.20	-18.41	136	

* Reflects the appropriation ceiling specified in law. See technical notes for details.
 ** Represents children/students as a result of the funding gap between 2008 House Subcmte and Authorized. Includes both unserved and underserved. For Improving Teacher Quality State Grants, unserved represents teachers not hired.



- ### Career and Technical Education (CTEA)
- Restores 2008 Bush budget cut of almost \$600 million to CTEA Title I State Grants.
 - Funds CTEA at 2.1 percent of total education discretionary dollars, up from 1.1 percent under the 2008 Bush budget request, but still trending downward.



- ### Federal Pell Grants (HEA)
- Increases the maximum Federal Pell Grant award by \$390 to \$4,700 in 2008.
 - From 2003 to 2006, the maximum Pell Grant award was frozen at \$4,050 while the cost of higher education shot up 22 percent. Even with the increase under the mark, the maximum award's share of the average total costs of attending a public four-year college remains below the 2003 level of 39 percent.
 - Rejects the 2008 Bush budget proposal to pay for an increase in Pell Grants by cutting other student aid. The mark restores funding for Federal Supplemental Educational Opportunity Grants and Perkins Loan Cancellations.