

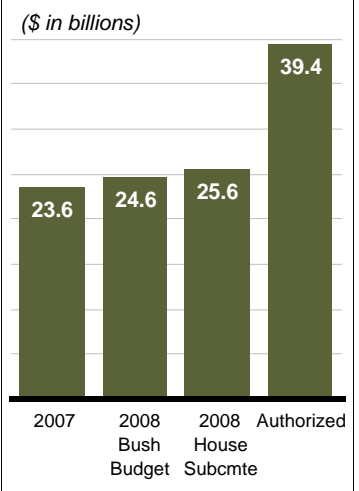
Wyoming

Education Appropriations, House Subcommittee Mark

- Funds the U.S. Department of Education at \$61.7 billion, \$4.2 billion or 7.4 percent more than 2007.
- Restores funding for programs eliminated in the 2008 Bush budget request, including educational technology and innovative education state grants, school counseling, and supplemental educational opportunity grants.
- About half of the increase for education is directed toward NCLB Act programs, primarily ESEA Title I and school improvement grants. The other half is to support a maximum Pell Grant award of \$4,700, an increase of \$390.

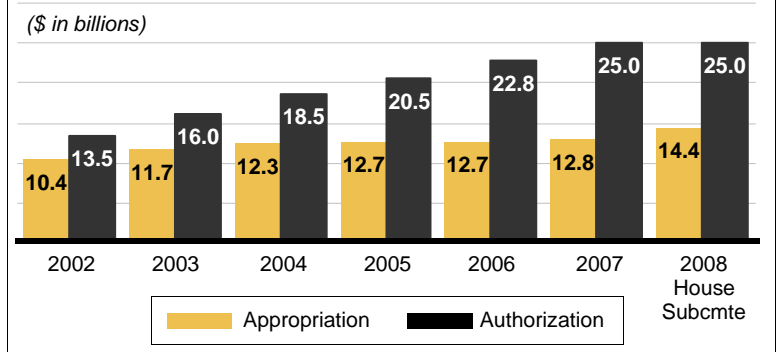
Appropriations for No Child Left Behind (NCLB) under the House Subcommittee Mark

- Increases funding for NCLB Act programs by almost \$2 billion, or 8.4 percent, for a total of \$25.6 billion. Funding for NCLB under the House subcommittee mark is almost \$1 billion more than the 2008 Bush budget request.
- Makes progress toward closing the funding gap -- what is promised in the law (based on the 2007 authorization, the last year authorized under NCLB) compared to what is actually appropriated. The funding gap shrinks to \$13.8 billion under the House subcommittee mark from \$15.8 billion in 2007.
- Boosts funding for Improving Teacher Quality State Grants by \$300 million (+10.4 percent), which was cut in the 2008 Bush budget. Also, provides increases of \$125 million (+12.7 percent) for 21st Century Community Learning Centers; and \$106 million (+15.8 percent) for English Language Acquisition State Grants.



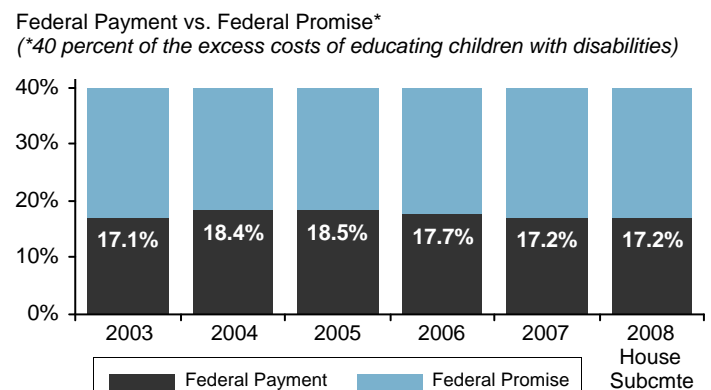
Grants to Local Educational Agencies (ESEA I-A)

- Increases funding by \$1.5 billion above the 2007 level for a total of \$14.4 billion.
- Begins to reduce the gap between Title I's authorized level (programs under NCLB are authorized only through fiscal year 2007) and actual funding. The funding gap narrows to \$10.6 billion in 2008 under the House subcommittee mark from \$12.2 billion in 2007.



Special Education Grants to States (IDEA)

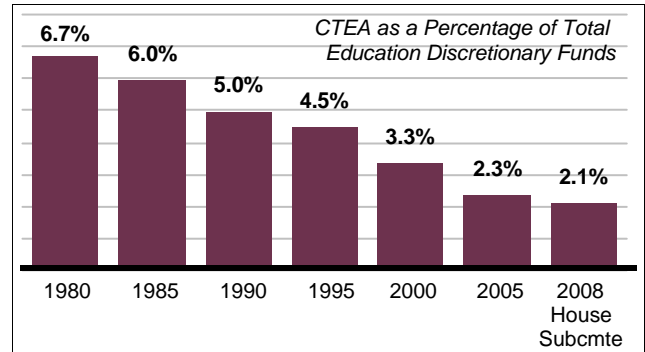
- Reverses the 2008 Bush budget cut of almost \$300 million, and adds another \$175 million (+1.6 percent) above 2007.
- Despite the modest increase, the federal share of educating children with disabilities would remain at the same level as 2007, or 17.2 percent, which is still well below the 40 percent level promised in the law.



Wyoming

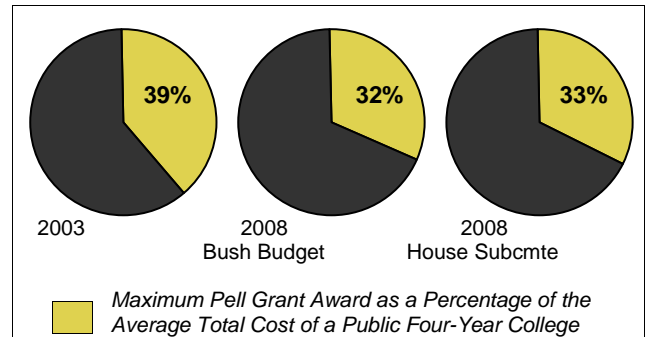
| Wyoming <i>(dollars in millions)</i> | | | | | | | |
|---|---|---------|------------------------------|------|--------------------------|-------|--------|
| | | 2008 | 2008 House Subcommittee Mark | | | | |
| | | House | vs. 2007 | | vs. Authorized Unservd** | | |
| 2007 Authorized* | | Subcmte | | | | | |
| S E L E C T E D N C L B A C T P R O G R A M S | Grants to Local Educational Agencies (ESEA Title I-A) | 28.1 | 58.6 | 31.8 | 3.7 | -26.8 | 4,492 |
| | Impact Aid Basic Support Payments (ESEA VIII section 8003(b)) | 8.6 | 13.5 | 8.9 | 0.3 | -4.6 | 1,924 |
| | Improving Teacher Quality State Grants (ESEA II-A) | 13.8 | 15.1 | 15.2 | 1.4 | 0.1 | 0 |
| | Educational Technology State Grants (ESEA II-D-1 and 2) | 1.3 | 4.8 | 1.3 | 0.0 | -3.5 | 7,152 |
| | 21st Century Community Learning Centers (ESEA IV-B) | 4.8 | 12.3 | 5.4 | 0.6 | -6.8 | 16,743 |
| | State Grants for Innovative Programs (ESEA V-A) | 0.5 | 3.0 | 0.5 | 0.0 | -2.5 | 65,619 |
| | Rural Education (ESEA VI-B) | 0.0 | 0.0 | 0.0 | 0.0 | 0.0 | 141 |
| | Safe & Drug-Free Schools State Grants (ESEA IV-A-1) | 1.7 | 1.6 | 0.7 | -1.0 | -0.9 | 42,748 |
| | English Language Acquisition State Grants (ESEA III-A) | 0.5 | 0.6 | 0.6 | 0.1 | 0.0 | 0 |
| | Special Education Grants to States (IDEA Part B-611) | 25.3 | 45.2 | 25.6 | 0.4 | -19.6 | 5,968 |
| | Career & Technical Education State Grants (CTEA Title I) | 4.2 | 16.3 | 4.9 | 0.6 | -11.4 | 12,822 |
| | Federal Pell Grants (HEA IV-A-1) | 23.2 | 33.0 | 25.8 | 2.6 | -7.2 | 2,071 |
| | Federal Supplemental Educational Opportunity Grants (HEA IV-A-3) | 1.3 | 6.4 | 1.3 | 0.0 | -5.1 | 1,363 |
| Federal Work-Study (HEA IV-C) | 1.4 | 5.9 | 1.4 | 0.0 | -4.5 | 867 | |
| Head Start (HSA section 639) | 12.4 | 25.8 | 12.6 | 0.1 | -13.3 | 35 | |

* Reflects the appropriation ceiling specified in law. See technical notes for details.
 ** Represents children/students as a result of the funding gap between 2008 House Subcmte and Authorized. Includes both unserved and underserved. For Improving Teacher Quality State Grants, unserved represents teachers not hired.



Career and Technical Education (CTEA)

- Restores 2008 Bush budget cut of almost \$600 million to CTEA Title I State Grants.
- Funds CTEA at 2.1 percent of total education discretionary dollars, up from 1.1 percent under the 2008 Bush budget request, but still trending downward.



Federal Pell Grants (HEA)

- Increases the maximum Federal Pell Grant award by \$390 to \$4,700 in 2008.
- From 2003 to 2006, the maximum Pell Grant award was frozen at \$4,050 while the cost of higher education shot up 22 percent. Even with the increase under the mark, the maximum award's share of the average total costs of attending a public four-year college remains below the 2003 level of 39 percent.
- Rejects the 2008 Bush budget proposal to pay for an increase in Pell Grants by cutting other student aid. The mark restores funding for Federal Supplemental Educational Opportunity Grants and Perkins Loan Cancellations.

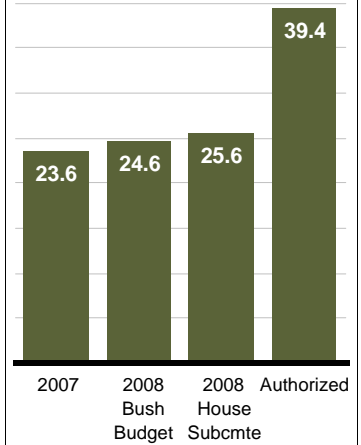
Education Appropriations, House Subcommittee Mark

- Funds the U.S. Department of Education at \$61.7 billion, \$4.2 billion or 7.4 percent more than 2007.
- Restores funding for programs eliminated in the 2008 Bush budget request, including educational technology and innovative education state grants, school counseling, and supplemental educational opportunity grants.
- About half of the increase for education is directed toward NCLB Act programs, primarily ESEA Title I and school improvement grants. The other half is to support a maximum Pell Grant award of \$4,700, an increase of \$390.

Appropriations for No Child Left Behind (NCLB) under the House Subcommittee Mark

- Increases funding for NCLB Act programs by almost \$2 billion, or 8.4 percent, for a total of \$25.6 billion. Funding for NCLB under the House subcommittee mark is almost \$1 billion more than the 2008 Bush budget request.
- Makes progress toward closing the funding gap -- what is promised in the law (based on the 2007 authorization, the last year authorized under NCLB) compared to what is actually appropriated. The funding gap shrinks to \$13.8 billion under the House subcommittee mark from \$15.8 billion in 2007.
- Boosts funding for Improving Teacher Quality State Grants by \$300 million (+10.4 percent), which was cut in the 2008 Bush budget. Also, provides increases of \$125 million (+12.7 percent) for 21st Century Community Learning Centers; and \$106 million (+15.8 percent) for English Language Acquisition State Grants.

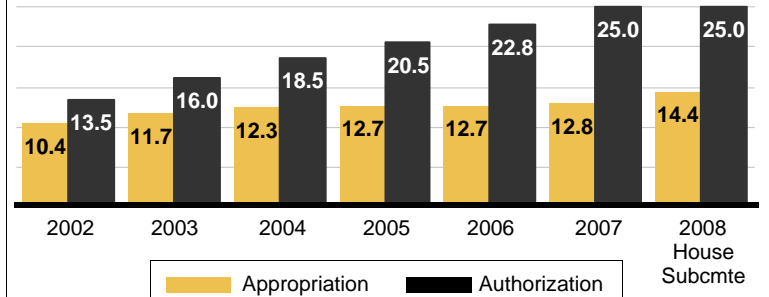
(\$ in billions)



Grants to Local Educational Agencies (ESEA I-A)

- Increases funding by \$1.5 billion above the 2007 level for a total of \$14.4 billion.
- Begins to reduce the gap between Title I's authorized level (programs under NCLB are authorized only through fiscal year 2007) and actual funding. The funding gap narrows to \$10.6 billion in 2008 under the House subcommittee mark from \$12.2 billion in 2007.

(\$ in billions)

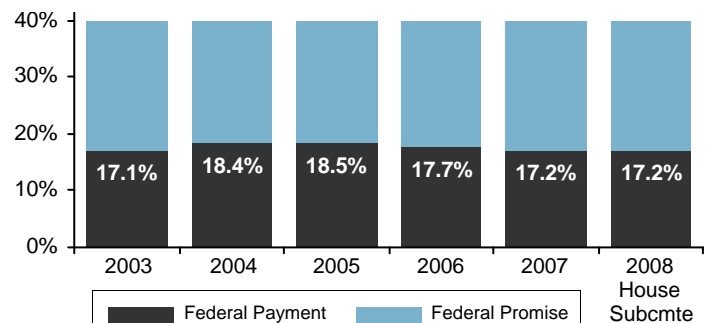


Special Education Grants to States (IDEA)

- Reverses the 2008 Bush budget cut of almost \$300 million, and adds another \$175 million (+1.6 percent) above 2007.
- Despite the modest increase, the federal share of educating children with disabilities would remain at the same level as 2007, or 17.2 percent, which is still well below the 40 percent level promised in the law.

Federal Payment vs. Federal Promise*

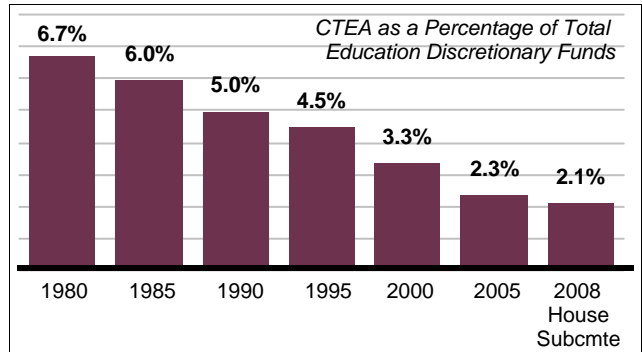
(*40 percent of the excess costs of educating children with disabilities)



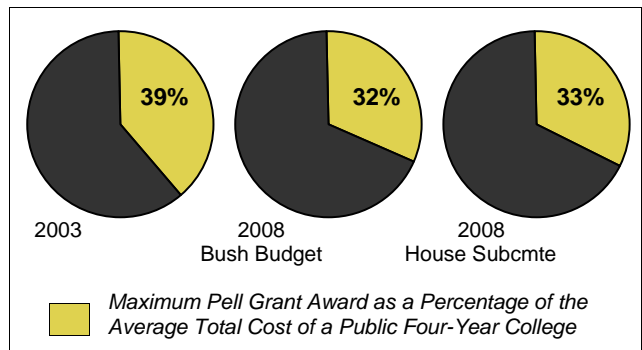
Barbara Cubin Congressional District (at Large), Wyoming

| Congressional District (at Large), Wyoming | | | | | | |
|---|--|---------|------------------------------|----------------|-----------|--------|
| <i>(dollars in millions)</i> | | | | | | |
| | | 2008 | 2008 House Subcommittee Mark | | | |
| | | House | vs. 2007 | vs. Authorized | Unservd** | |
| 2007 Authorized* | | Subcmte | | | | |
| SELECTED PROGRAMS | Grants to Local Educational Agencies (ESEA Title I-A) | | | | | |
| | 25.80 | 53.83 | 29.22 | 3.42 | -24.60 | 4,492 |
| | Impact Aid Basic Support Payments (ESEA VIII section 8003(b)) | | | | | |
| | 8.59 | 13.51 | 8.87 | 0.28 | -4.64 | 1,924 |
| | Improving Teacher Quality State Grants (ESEA II-A) | | | | | |
| | 12.73 | 14.02 | 14.07 | 1.34 | 0.06 | 0 |
| | Educational Technology State Grants (ESEA II-D-1 and 2) | | | | | |
| | 0.63 | 2.30 | 0.63 | 0.00 | -1.67 | 7,152 |
| | 21st Century Community Learning Centers (ESEA IV-B) | | | | | |
| | n/a | n/a | n/a | n/a | n/a | n/a |
| | State Grants for Innovative Programs (ESEA V-A) | | | | | |
| | 0.42 | 2.16 | 0.42 | 0.00 | -1.74 | 65,619 |
| | Rural Education (ESEA VI-B) | | | | | |
| | 0.01 | 0.02 | 0.01 | 0.00 | -0.01 | 141 |
| Safe & Drug-Free Schools State Grants (ESEA IV-A-1) | | | | | | |
| 1.25 | 1.18 | 0.54 | -0.71 | -0.64 | 42,748 | |
| English Language Acquisition State Grants (ESEA III-A) | | | | | | |
| 0.40 | 0.45 | 0.47 | 0.06 | 0.01 | 0 | |
| OTHER PROGRAMS | Special Education Grants to States (IDEA Part B-611) | | | | | |
| | 21.79 | 41.64 | 22.06 | 0.27 | -19.58 | 5,968 |
| | Career & Technical Education State Grants (CTEA Title I) | | | | | |
| | 3.55 | 13.69 | 4.08 | 0.54 | -9.61 | 12,822 |
| | Federal Pell Grants (HEA IV-A-1) | | | | | |
| 23.20 | 33.00 | 25.80 | 2.60 | -7.20 | 2,071 | |
| Federal Supplemental Educational Opportunity Grants (HEA IV-A-3) | | | | | | |
| 1.32 | 6.43 | 1.32 | 0.00 | -5.11 | 1,363 | |
| Federal Work-Study (HEA IV-C) | | | | | | |
| 1.44 | 5.90 | 1.44 | 0.00 | -4.46 | 867 | |
| Head Start (HSA section 639) | | | | | | |
| 12.42 | 25.82 | 12.56 | 0.14 | -13.26 | 35 | |

* Reflects the appropriation ceiling specified in law. See technical notes for details.
 ** Represents children/students as a result of the funding gap between 2008 House Subcmte and Authorized. Includes both unserved and underserved. For Improving Teacher Quality State Grants, unserved represents teachers not hired.



- ### Career and Technical Education (CTEA)
- Restores 2008 Bush budget cut of almost \$600 million to CTEA Title I State Grants.
 - Funds CTEA at 2.1 percent of total education discretionary dollars, up from 1.1 percent under the 2008 Bush budget request, but still trending downward.



- ### Federal Pell Grants (HEA)
- Increases the maximum Federal Pell Grant award by \$390 to \$4,700 in 2008.
 - From 2003 to 2006, the maximum Pell Grant award was frozen at \$4,050 while the cost of higher education shot up 22 percent. Even with the increase under the mark, the maximum award's share of the average total costs of attending a public four-year college remains below the 2003 level of 39 percent.
 - Rejects the 2008 Bush budget proposal to pay for an increase in Pell Grants by cutting other student aid. The mark restores funding for Federal Supplemental Educational Opportunity Grants and Perkins Loan Cancellations.