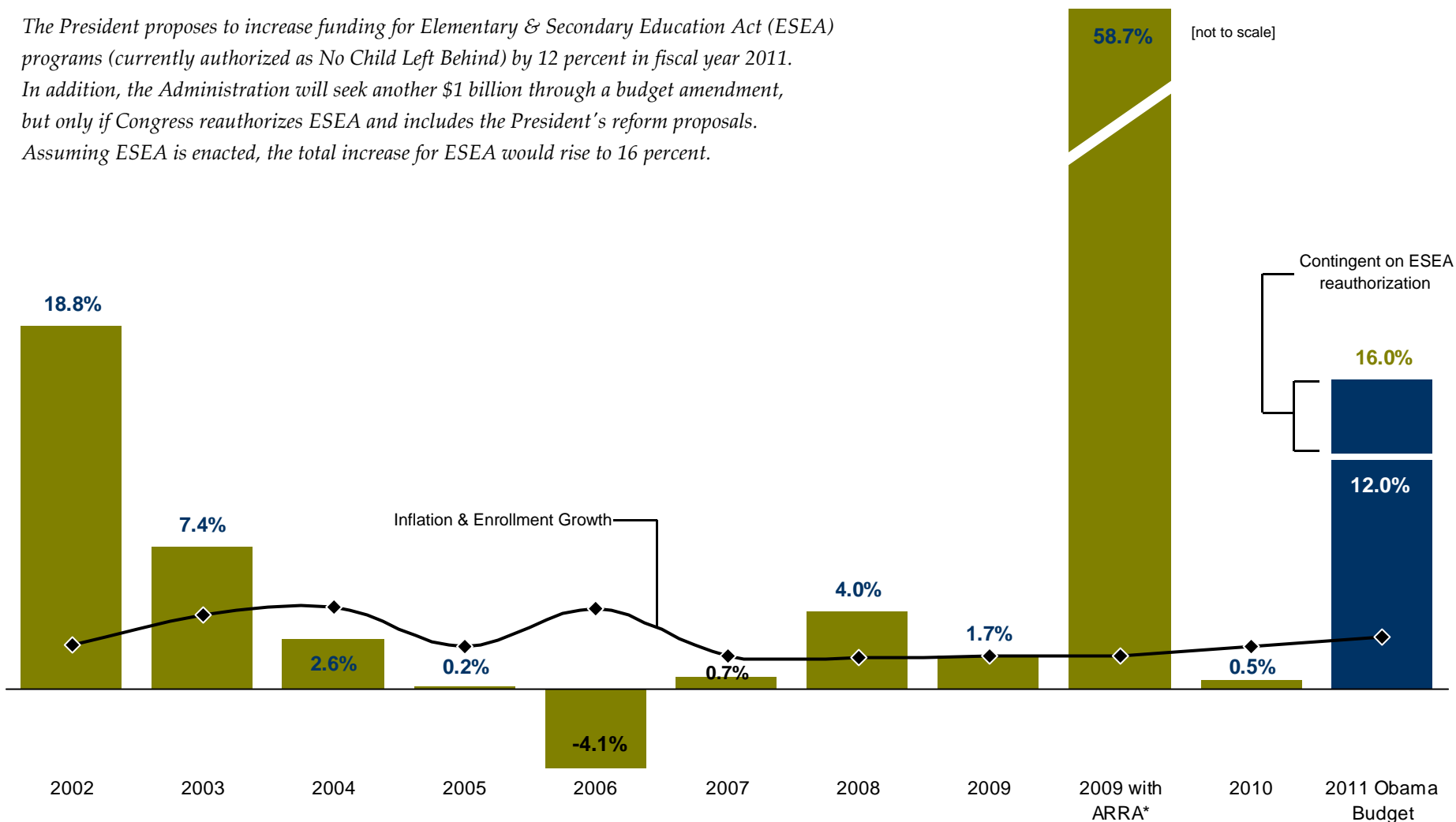


NCLB Funding

Annual Percentage Change in Appropriations Since Enactment, FY 2002-11

The President proposes to increase funding for Elementary & Secondary Education Act (ESEA) programs (currently authorized as No Child Left Behind) by 12 percent in fiscal year 2011. In addition, the Administration will seek another \$1 billion through a budget amendment, but only if Congress reauthorizes ESEA and includes the President's reform proposals. Assuming ESEA is enacted, the total increase for ESEA would rise to 16 percent.



* American Recovery & Reinvestment Act of 2009

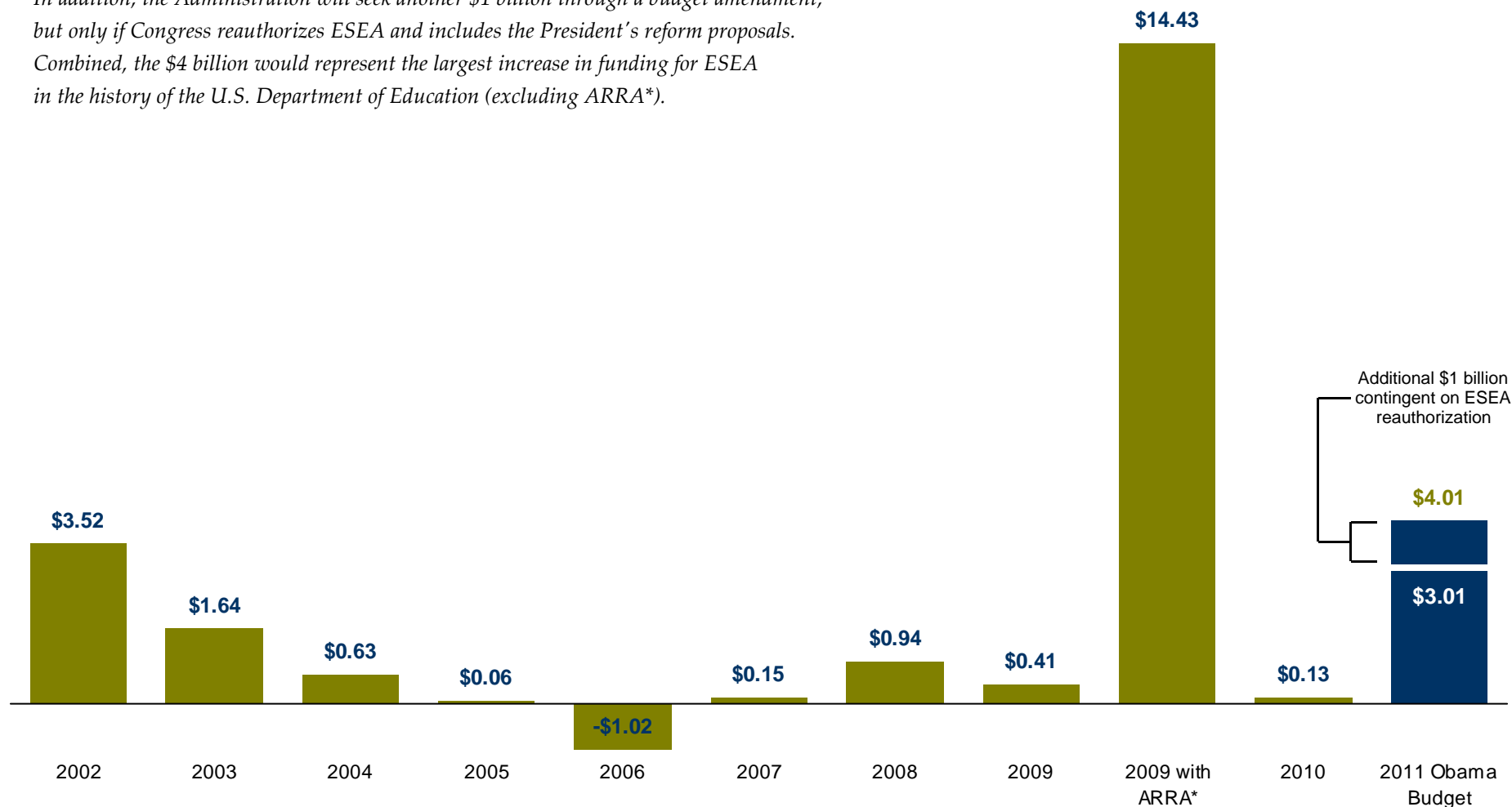
Source: U.S. Department of Education. Includes all federal education programs authorized or otherwise amended by the No Child Left Behind Act of 2001 (P.L. 107-110). Inflation is based on the percentage change (fourth quarter over fourth quarter) in the Consumer Price Index for all urban consumers, Budget of the United States Government, Office of Management & Budget. Enrollment growth for preK-12 is based on Projections of Education Statistics to 2018, National Center for Education Statistics. For more information, contact Tom Zembar at 202.822.7109 or TZembar@nea.org. Updated February 1, 2010.

NCLB Funding

Annual Change in Appropriations Since Enactment, FY 2002-11

The President proposes to increase funding for Elementary & Secondary Education Act (ESEA) programs (currently authorized as No Child Left Behind) by \$3 billion in fiscal year 2011. In addition, the Administration will seek another \$1 billion through a budget amendment, but only if Congress reauthorizes ESEA and includes the President's reform proposals. Combined, the \$4 billion would represent the largest increase in funding for ESEA in the history of the U.S. Department of Education (excluding ARRA*).

in billions



* American Recovery & Reinvestment Act of 2009

Source: U.S. Department of Education. Includes all federal education programs authorized or otherwise amended by the No Child Left Behind Act of 2001 (P.L. 107-110). For more information, contact Tom Zembar at 202.822.7109 or TZembar@nea.org. Updated February 1, 2010.

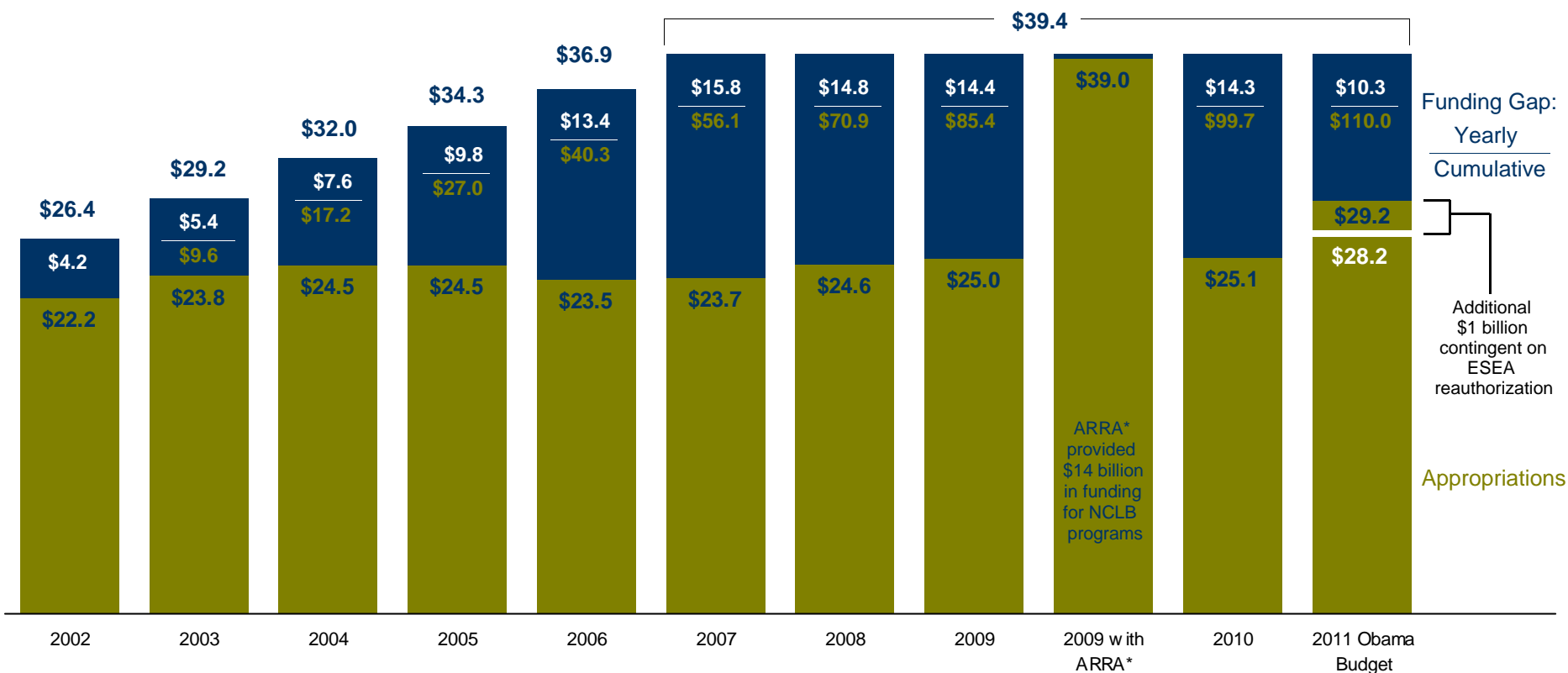
NCLB Funding Gap

Funding Authorized in the Law vs. Funding Actually Received, FY 2002-11

The President's budget request for fiscal year 2011 closes the funding gap significantly, shrinking the gap to the narrowest level since 2005. The Administration will seek another \$1 billion through a budget amendment, contingent on Congress reauthorizing the Elementary & Secondary Education Act (ESEA), currently known as No Child Left Behind, and including the President's reform proposals.

in billions

Authorization of Appropriations



* American Recovery and Reinvestment Act (ARRA) of 2009. Source: U.S. Department of Education. NCLB funding amounts represent all federal education programs authorized or otherwise amend the No Child Left Behind Act of 2001 (P.L. 107-110). Authorization amounts are from the NCLB Act. No specific authorization is provided in the No Child Left Behind Act beyond fiscal year 2007. The authorization levels in fiscal years 2008-11 are based on the most recent year for which a specific authorization is provided in law. For more information, contact Tom Zembar at 202.822.7109 or TZembar@nea.org. Updated February 1, 2010.

NCLB: Funding Gap

Funding Authorized in the Law vs. Funding Actually Received, FY 2002-11

(dollars in thousands)



Federal Fiscal Year	Authorized Funding	Actual (Appropriated) Funding	Change from Prior Year		Funding Gap: Actual vs. Authorized	
			Dollars	Percentage	Yearly	Cumulative
2011						
Obama Budget Request with Contingency*	39,442,400	29,154,454	4,010,578	16.0%	-10,287,946	-109,966,104
Obama Budget Request	39,442,400	28,154,454	3,010,578	12.0%	-11,287,946	-110,966,104
2010	39,442,400	25,143,876	133,796	0.5%	-14,298,524	-99,678,158
2009	39,442,400	25,010,080	413,307	1.7%	-14,432,320	-85,379,634
including ARRA**	39,442,400	39,030,080	14,433,307	58.7%	-412,320	-71,359,634
2008	39,442,400	24,596,773	938,513	4.0%	-14,845,627	-70,947,314
2007	39,442,400	23,658,260	154,225	0.7%	-15,784,140	-56,101,687
2006	36,867,400	23,504,035	-1,016,804	-4.1%	-13,363,365	-40,317,547
2005	34,317,400	24,520,839	57,770	0.2%	-9,796,561	-26,954,182
2004	32,017,400	24,463,069	626,397	2.6%	-7,554,331	-17,157,621
2003	29,217,400	23,836,672	1,641,834	7.4%	-5,380,728	-9,603,290
2002	26,417,400	22,194,838	3,517,374	18.8%	-4,222,562	-4,222,562
2001 (pre-NCLB)		18,677,464				

* The Administration proposes to seek another \$1 billion through a budget amendment contingent on Congress reauthorizing the Elementary & Secondary Education Act with the President's reform proposals.

** American Recovery & Reinvestment Act of 2009 (H.R. 1, P.L. 111-5).

Source: U.S. Department of Education. NCLB funding amounts represent all federal education programs authorized or otherwise amended by the No Child Left Behind Act of 2001 (P.L. 107-110). No specific authorization is provided in the No Child Left Behind Act beyond fiscal year 2007. The authorization levels in fiscal years 2008-11 are based on the most recent year for which a specific authorization is provided in law. For more information, contact Tom Zembar at 202.822.7109 or TZembar@nea.org. Updated February 1, 2010.