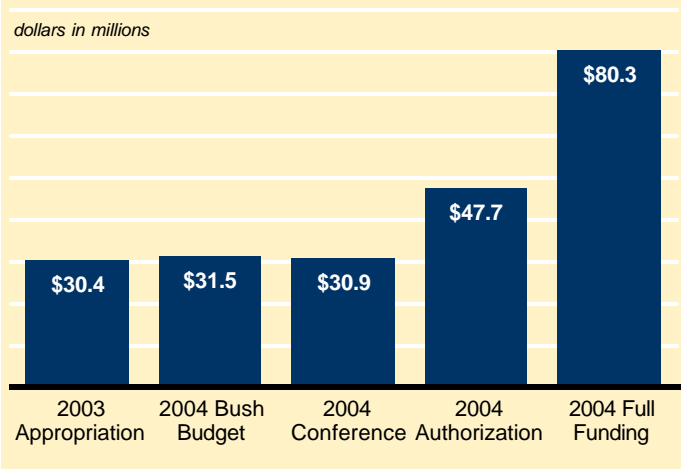


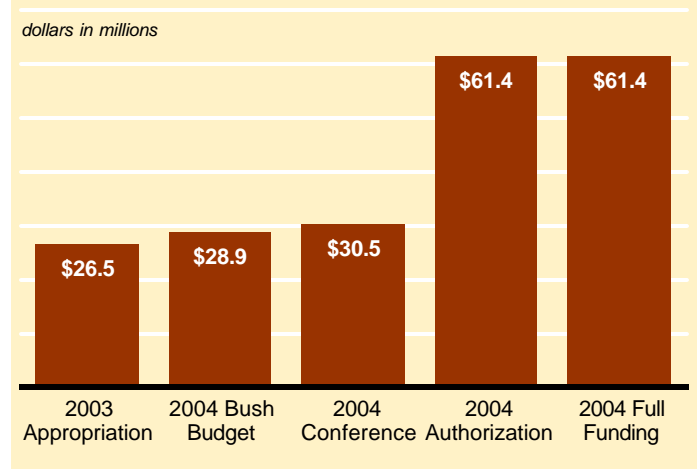
Alaska



Grants to Local Educational Agencies (ESEA I-A)



Special Education Grants to States (IDEA Part B)



(dollars in millions)

Federal Program	2003 Appropriation	2004 Bush Budget	2004 Conference	2004 Authorization	2004 Full Funding	Conference vs. Authorization	Conference vs. Full Funding	Notes
Grants to Local Educational Agencies (ESEA I-A)	\$30.4	\$31.5	\$30.9	\$47.7	\$80.3	(\$16.8)	(\$49.4)	1,2
Impact Aid Basic Support Payments (ESEA VIII, section 8003(b))	\$97.1	\$100.1	\$100.7	\$107.1	\$107.1	(\$6.4)	(\$6.4)	1,3
Improving Teacher Quality State Grants (ESEA II-A)	\$14.0	\$13.6	\$13.9	\$15.7	\$15.7	(\$1.8)	(\$1.8)	1,4
Educational Technology State Grants (ESEA II-D-1 and 2)	\$3.2	\$3.4	\$3.3	\$5.0	\$5.0	(\$1.7)	(\$1.7)	1,4
State Grants for Innovative Programs (ESEA V Part A)	\$1.9	\$1.9	\$1.5	\$2.5	\$2.5	(\$1.0)	(\$1.0)	1,5
Rural Education (ESEA VI-B)	\$0.2	\$0.0	\$0.2	\$0.4	\$0.4	(\$0.2)	(\$0.2)	1,4,6
Safe and Drug-Free Schools and Communities (ESEA IV-A-1)	\$2.3	\$2.1	\$2.2	\$3.3	\$3.3	(\$1.2)	(\$1.2)	1,4
English Language Acquisition State Grants (ESEA III Part A)	\$0.8	\$0.8	\$0.9	\$1.0	\$5.6	(\$0.1)	(\$4.7)	1,7
Special Education Grants to States (IDEA Part B)	\$26.5	\$28.9	\$30.5	\$61.4	\$61.4	(\$30.9)	(\$30.9)	1,8
Vocational Education State Grants (Carl D. Perkins VTEA Title I)	\$4.2	\$4.1	\$4.2	\$0.0	\$11.4	n/a	(\$7.2)	1,9
Federal Pell Grants (HEA IV-A-1)	\$11.8	\$11.3	\$12.0	\$18.2	\$18.2	(\$6.2)	(\$6.2)	1,10
Federal Supplemental Educational Opportunity Grants (HEA IV-A-3)	\$0.9	\$0.9	\$0.9	\$0.0	\$3.2	n/a	(\$2.3)	1,11
Federal Work-Study (HEA IV-C)	\$0.9	\$0.9	\$0.9	\$0.0	\$3.5	n/a	(\$2.6)	1,11
Head Start (section 639, Head Start Act)	\$12.3	\$12.6	\$12.5	\$0.0	\$53.4	n/a	(\$40.9)	1,12

Program Notes

State Estimates



1/ Conference estimates reflect a 0.59 percent across-the-board rescission included in H.R. 2673, Consolidated Appropriations Act, 2004.

2/ Estimates by state include all four formula grants: Basic (section 1124), Concentration (section 1124A), Targeted (section 1125), and Education Finance Incentive (section 1125A). The authorization and full funding estimates assume that any funds above the statutorily fixed amounts for Basic and Concentration Grants are allocated in equal amounts between Targeted and Education Finance Incentive Grants. Full funding estimates are based on the Congressional Research Service's calculation of maximum payments for poor children as authorized.

3/ Estimates by state include Basic Support Payments (section 8003(b)) only. The authorization and full funding estimates are based on the U.S. Department of Education's calculation of the cost of funding maximum payments.

4/ The authorization and full funding estimates are based on the fiscal year 2002 authorization level adjusted by the Consumer Price Index (all urban) through fiscal year 2004 as projected by the Office of Management and Budget.

5/ The authorization and full funding estimates are based on the program's authorized funding level in fiscal year 2004 under the No Child Left Behind Act.

6/ Estimates by state include grants under the Small, Rural School Achievement Program (Subpart 1) and the Rural and Low-Income Schools Program (Subpart 2).

7/ See note 4 for the source of the authorization estimate. The full funding estimate is based on restoring the peak level of support per limited English proficient (LEP) student as was funded under the antecedent program.

8/ The authorization and full funding estimates are based on maximum payments as defined in statute, which states that the federal share is 40 percent of the national average per pupil expenditure for all children with disabilities who are receiving special education services.

9/ The President's budget estimate is based on a proposal to replace the current Vocational Education and Tech-Prep State Grants programs with a new Secondary and Technical Education program. There is no authorized funding level for this program in fiscal year 2004. The full funding estimate is based on restoring funding to its peak level as a share of total education spending.

10/ Estimates by state reflect program costs, which include new appropriations plus the use of all or a portion of accumulative surplus of unobligated balances. The authorization and full funding estimates are based on the cost of increasing the maximum award to the authorized level for academic year 2003-2004.

11/ There is no authorized funding level for this program in fiscal year 2004. The full funding estimate is based on restoring the purchasing power of the average award to its peak level (as previously funded) as a share of the average total cost of attendance at a four-year public institution.

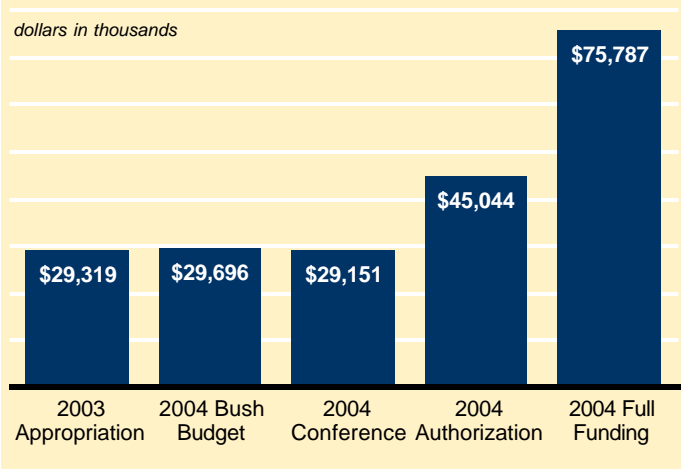
12/ There is no authorized funding level for this program in fiscal year 2004. The full funding estimate is based on the cost of serving all eligible children (of any age prior to compulsory school attendance) from low-income households as authorized. Head Start is administered by the U.S. Department of Health and Human Services.

Don Young

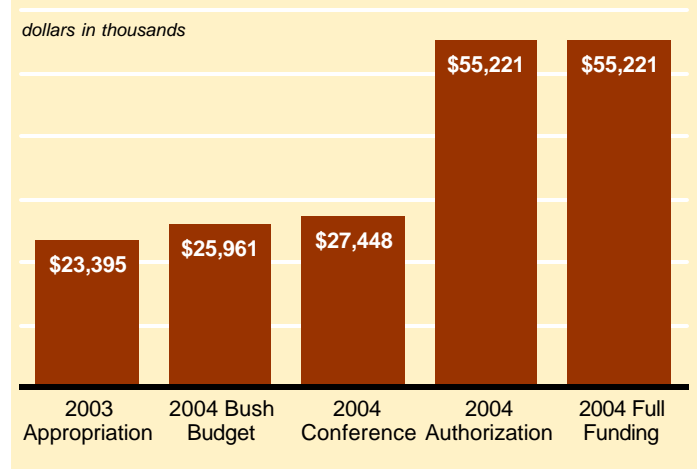
Congressional District (at Large), Alaska



Grants to Local Educational Agencies (ESEA I-A)



Special Education Grants to States (IDEA Part B)



(dollars in thousands)

Federal Program	2003 Appropriation	2004 Bush Budget	2004 Conference	2004 Authorization	2004 Full Funding	Conference vs. Authorization	Conference vs. Full Funding	Notes
Grants to Local Educational Agencies (ESEA I-A)	\$29,319	\$29,696	\$29,151	\$45,044	\$75,787	(\$15,893)	(\$46,637)	1.2
Impact Aid Basic Support Payments (ESEA VIII, section 8003(b))	\$97,067	\$100,059	\$100,702	\$107,113	\$107,113	(\$6,411)	(\$6,411)	1.3
Improving Teacher Quality State Grants (ESEA II-A)	\$12,937	\$12,558	\$12,921	\$14,608	\$14,608	(\$1,687)	(\$1,687)	1.4
Educational Technology State Grants (ESEA II-D-1 and 2)	\$1,527	\$1,592	\$1,572	\$2,373	\$2,373	(\$801)	(\$801)	1.4,5
State Grants for Innovative Programs (ESEA V Part A)	\$1,614	\$1,625	\$1,252	\$1,910	\$1,910	(\$659)	(\$659)	1.6
Rural Education (ESEA VI-B Subpart 1)	\$170	\$0	\$238	\$442	\$442	(\$205)	(\$205)	1.4,7
Safe and Drug-Free Schools and Communities (ESEA IV-A-1)	\$1,706	\$1,531	\$1,602	\$2,460	\$2,460	(\$859)	(\$859)	1.4,8
English Language Acquisition State Grants (ESEA III Part A)	\$611	\$679	\$698	\$816	\$4,515	(\$118)	(\$3,817)	1.9
Special Education Grants to States (IDEA Part B)	\$23,395	\$25,961	\$27,448	\$55,221	\$55,221	(\$27,774)	(\$27,774)	1.10
Vocational Education State Grants (Carl D. Perkins VTEA Title I)	\$3,583	\$3,445	\$3,591	\$0	\$9,670	n/a	(\$6,079)	1.11
Federal Pell Grants (HEA IV-A-1)	\$11,800	\$11,300	\$12,010	\$18,221	\$18,221	(\$6,211)	(\$6,211)	1.12
Federal Supplemental Educational Opportunity Grants (HEA IV-A-3)	\$902	\$861	\$915	\$0	\$3,247	n/a	(\$2,332)	1.13
Federal Work-Study (HEA IV-C)	\$912	\$918	\$906	\$0	\$3,539	n/a	(\$2,633)	1.13
Head Start (section 639, Head Start Act)	\$12,348	\$12,620	\$12,543	\$0	\$53,398	n/a	(\$40,855)	1.14

General Source Note: Estimates by district were derived by Fiscal Planning Services, Inc. (FPSi) from a model developed by FPSi which simulates the sub-state distribution of federal grant awards by program using statistical data from the U.S. Census Bureau, U.S. Department of Education, U.S. Department of Health and Human Services, and State educational agencies. For more information, contact FPSi at 301.652.FPSi (3774) or 1.800.990.FPSi.

Program Notes

Congressional District Estimates



General Note: for state-administered programs, which includes all the programs in the report except for Impact Aid, Rural Education, the three student financial assistance programs, and Head Start, estimates by district are net of state administrative costs and state-level activities. As a result, the sum of all districts in a state will not equal the state total. The difference will be the amount retained by the state for its own purposes, as authorized.

1/ Conference estimates reflect a 0.59 percent across-the-board rescission included in H.R. 2673, Consolidated Appropriations Act, 2004.

2/ Estimates by district include all four formula grants: Basic (section 1124), Concentration (section 1124A), Targeted (section 1125), and Education Finance Incentive (section 1125A). The authorization and full funding estimates assume that any funds above the statutorily fixed amounts for Basic and Concentration Grants are allocated in equal amounts between Targeted and Education Finance Incentive Grants. Full funding estimates are based on the Congressional Research Service's calculation of maximum payments for poor children as authorized.

3/ Estimates by district include Basic Support Payments (section 8003(b)) only. Not all districts receive payments. The authorization and full funding estimates are based on the U.S. Department of Education's calculation of the cost of funding maximum payments.

4/ The authorization and full funding estimates are based on the fiscal year 2002 authorization level adjusted by the Consumer Price Index (all urban) through fiscal year 2004 as projected by the Office of Management and Budget.

5/ Estimates by district include formula sub-grants only and exclude competitive awards to high-need local educational agencies. Formula distributed sub-grants represent half of all funds available under this program.

6/ The authorization and full funding estimates are based on the program's authorized funding level in fiscal year 2004 under the No Child Left Behind Act.

7/ Estimates by district include grants under the Small, Rural School Achievement Program (Subpart 1) only and exclude grants under Rural and Low-Income Schools (Subpart 2). Grants under Subpart 1 represent half of all funds available under Rural Education.

8/ Estimates by district exclude a 20 percent reserve for Governors to administer. Governors must use their reserve to award competitive grants and contracts to local entities.

9/ Estimates by district exclude funds for local educational agencies that have experienced a significant increase in immigrant students over the preceding two years. Funds for this purpose represent about 15 of the total. See note 4 for the source of the authorization estimate. The full funding estimate is based on restoring the peak level of support per limited English proficient (LEP) student as was funded under the antecedent program.

10/ Estimates by district exclude funds for capacity building and improvement grants to local educational agencies. The authorization and full funding estimates are based on maximum payments as defined in statute, which states that the federal share is 40 percent of the national average per pupil expenditure for all children with disabilities who are receiving special education services.

11/ Estimates by district exclude State-directed awards to local educational agencies for special circumstances, which represent no more than 10 percent of the total. The President's budget estimate is based on a proposal to replace the current Vocational Education and Tech-Prep State Grants programs with a new Secondary and Technical Education program. There is no authorized funding level for this program in fiscal year 2004. The full funding estimate is based on restoring funding to its peak level as a share of total education spending.

12/ Estimates by district reflect program costs, which include new appropriations plus the use of all or a portion of accumulative surplus of unobligated balances. The authorization and full funding estimates are based on the cost of increasing the maximum award to the authorized level for academic year

13/ There is no authorized funding level for this program in fiscal year 2004. The full funding estimate is based on restoring the purchasing power of the average award to its peak level (as previously funded) as a share of the average total cost of attendance at a four-year public institution.

14/ There is no authorized funding level for this program in fiscal year 2004. The full funding estimate is based on the cost of serving all eligible children (of any age prior to compulsory school attendance) from low-income households as authorized. Head Start is administered by the U.S. Department of Health and Human Services.