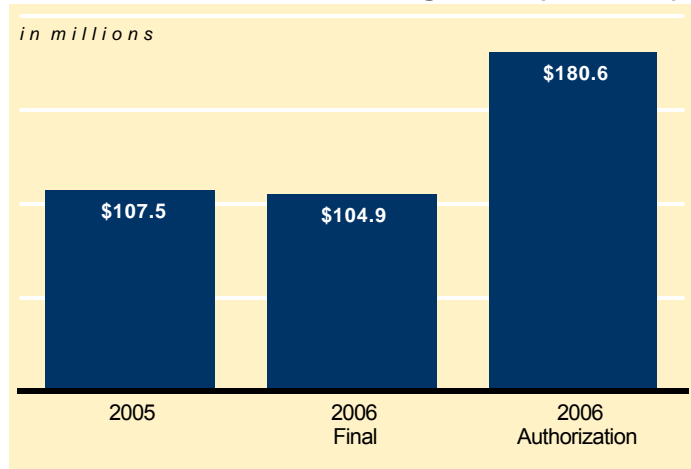
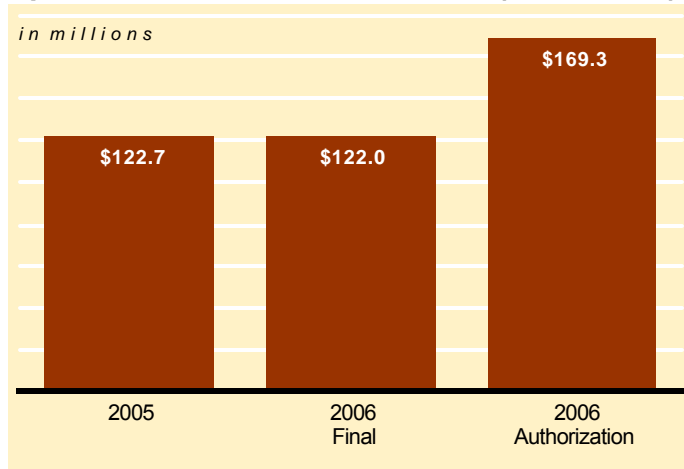


Connecticut

Grants to Local Educational Agencies (TITLE I-A)



Special Education Grants to States (IDEA Part B)



(dollars in millions)

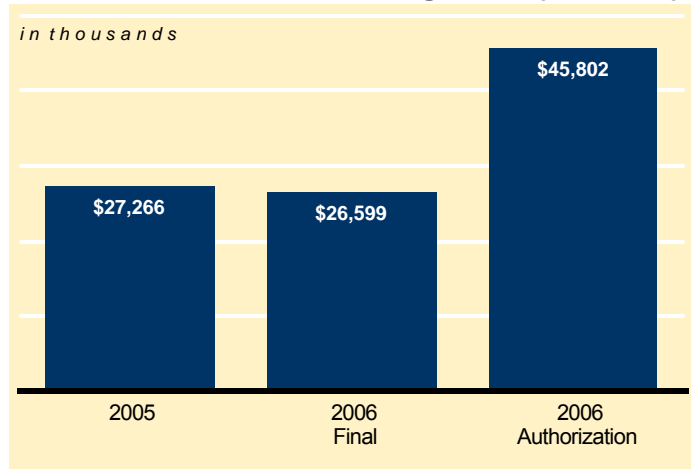
Federal Program	2005	2006 Final	2006 Authorization	Funding Shortfall: Final vs. Authorization	Students Unserved or Teachers Unhired Due to Funding Shortfall	Notes
SELECTED NO CHILD LEFT BEHIND (NCLB) ACT PROGRAMS						
Grants to Local Educational Agencies (ESEA Title I-A)	\$107.5	\$104.9	\$180.6	(\$75.8)	26,442	/ a
Impact Aid Basic Support Payments (ESEA VIII 8003(b))	\$8.0	\$7.8	\$12.5	(\$4.7)	2,332	/ b
Improving Teacher Quality State Grants (ESEA II-A)	\$26.7	\$26.4	\$29.0	(\$2.6)	84	/ c
Educational Technology State Grants (ESEA II-D-1 and 2)	\$3.8	\$2.1	\$7.7	(\$5.6)	45,979	/ d
21st Century Community Learning Centers (ESEA IV-B)	\$8.0	\$7.7	\$17.6	(\$9.9)	5,894	/ e
State Grants for Innovative Programs (ESEA V-A)	\$2.2	\$1.1	\$6.2	(\$5.0)	514,461	/ f
Rural Education (ESEA VI-B)	\$1.1	\$1.1	\$2.0	(\$0.9)	8,467	/ g
Safe and Drug-Free Schools/Communities (ESEA IV-A-1)	\$4.4	\$3.4	\$6.5	(\$3.1)	295,480	/ h
English Language Acquisition State Grants (ESEA III-A)	\$4.4	\$4.7	\$5.3	(\$0.6)	2,815	/ i
Subtotal, NCLB Act Programs	\$166.1	\$159.3	\$267.4	(\$108.1)	(non additive)	
Special Education Grants to States (IDEA Part B-611)	\$122.7	\$122.0	\$169.3	(\$47.3)	21,287	/ j
Vocational Education State Grants (VTEA Title I)	\$10.1	\$10.0	\$31.3	(\$21.3)	65,882	/ k
Federal Pell Grants (HEA IV-A-1)	\$78.1	\$79.5	\$124.2	(\$44.7)	12,965	/ l
Supplemental Educational Opportunity Grants (HEA IV-A-3)	\$9.3	\$9.2	\$40.8	(\$31.6)	11,296	/ m
Federal Work-Study (HEA IV-C)	\$11.8	\$11.6	\$40.7	(\$29.0)	6,763	/ m
Head Start (section 639, Head Start Act)	\$51.9	\$51.5	\$239.3	(\$187.8)	15,472	/ n



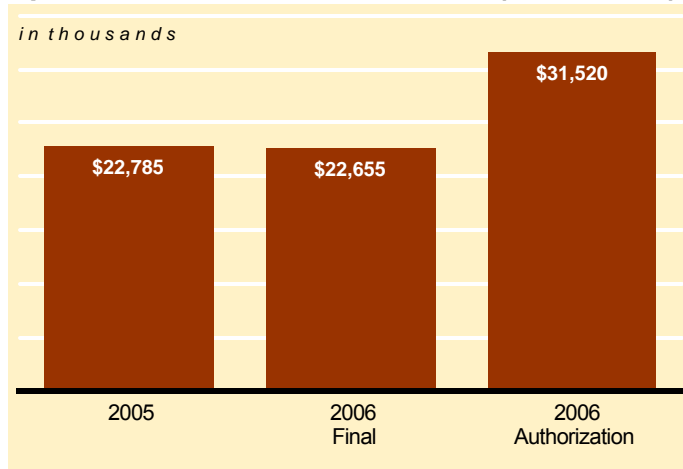
John B. Larson

Congressional District 1, Connecticut

Grants to Local Educational Agencies (TITLE I-A)



Special Education Grants to States (IDEA Part B)



(dollars in thousands)

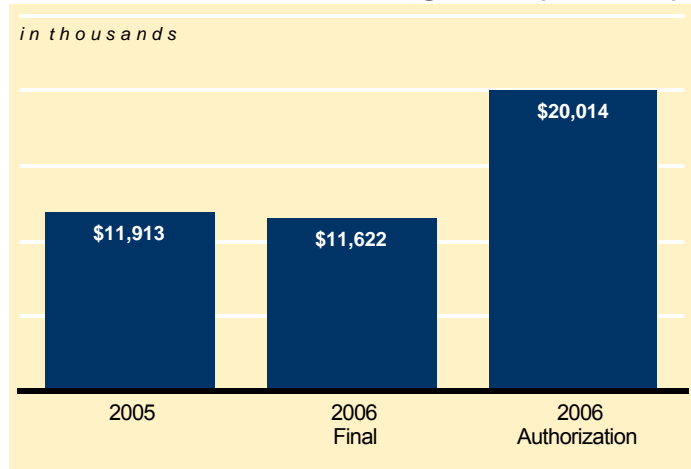
Federal Program	2005	2006 Final	2006 Authorization	Funding Shortfall: Final vs. Authorization	Students Unserved or Teachers Unhired Due to Funding Shortfall	Notes
SELECTED NO CHILD LEFT BEHIND (NCLB) ACT PROGRAMS						
Grants to Local Educational Agencies (ESEA Title I-A)	\$27,266	\$26,599	\$45,802	(\$19,203)	7,083	/ a
Impact Aid Basic Support Payments (ESEA VIII 8003(b))	\$93	\$91	\$146	(\$54)	296	/ b
Improving Teacher Quality State Grants (ESEA II-A)	\$6,189	\$6,125	\$6,759	(\$635)	21	/ c
Educational Technology State Grants (ESEA II-D-1 and 2)	\$486	\$265	\$978	(\$713)	12,317	/ d
21st Century Community Learning Centers (ESEA IV-B)	n/a	n/a	n/a	n/a	n/a	/ e
State Grants for Innovative Programs (ESEA V-A)	\$487	\$243	\$1,422	(\$1,179)	101,765	/ f
Rural Education (ESEA VI-B)	\$144	\$143	\$253	(\$111)	1,095	/ g
Safe and Drug-Free Schools/Communities (ESEA IV-A-1)	\$777	\$612	\$1,157	(\$545)	58,449	/ h
English Language Acquisition State Grants (ESEA III-A)	\$874	\$933	\$1,046	(\$114)	679	/ i
Subtotal, NCLB Act Programs	\$36,316	\$35,010	\$57,564	(\$22,554)	(non additive)	
Special Education Grants to States (IDEA Part B-611)	\$22,785	\$22,655	\$31,520	(\$8,865)	4,541	/ j
Vocational Education State Grants (VTEA Title I)	\$2,099	\$2,077	\$6,475	(\$4,398)	16,029	/ k
Federal Pell Grants (HEA IV-A-1)	\$17,206	\$17,514	\$27,362	(\$9,848)	2,878	/ l
Supplemental Educational Opportunity Grants (HEA IV-A-3)	\$1,660	\$1,644	\$7,285	(\$5,641)	2,018	/ m
Federal Work-Study (HEA IV-C)	\$1,363	\$1,350	\$4,712	(\$3,362)	784	/ m
Head Start (section 639, Head Start Act)	\$13,375	\$13,270	\$61,660	(\$48,390)	3,986	/ n



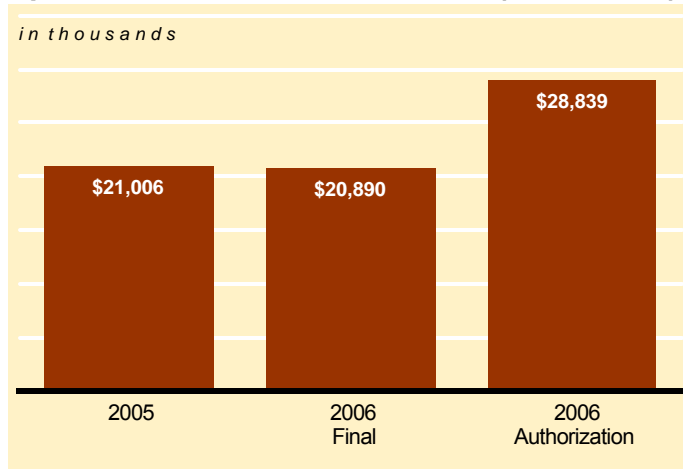
Rob Simmons

Congressional District 2, Connecticut

Grants to Local Educational Agencies (TITLE I-A)




Special Education Grants to States (IDEA Part B)



(dollars in thousands)

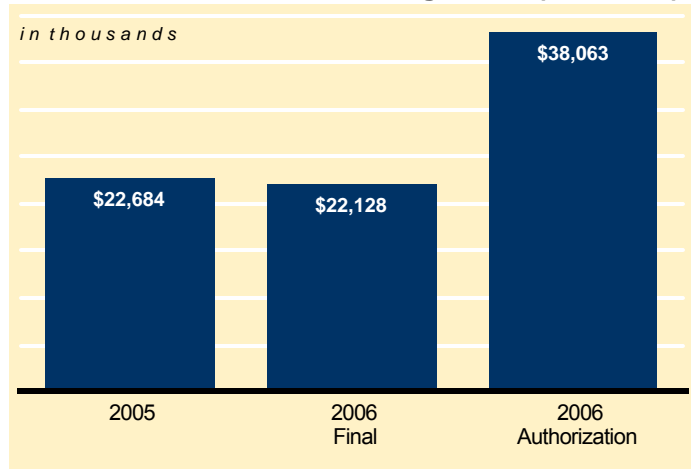
Federal Program	2005	2006 Final	2006 Authorization	Funding Shortfall: Final vs. Authorization	Students Unserved or Teachers Unhired Due to Funding Shortfall	Notes
SELECTED NO CHILD LEFT BEHIND (NCLB) ACT PROGRAMS						
Grants to Local Educational Agencies (ESEA Title I-A)	\$11,913	\$11,622	\$20,014	(\$8,392)	3,096	/ a
Impact Aid Basic Support Payments (ESEA VIII 8003(b))	\$7,719	\$7,575	\$12,094	(\$4,519)	1,005	/ b
Improving Teacher Quality State Grants (ESEA II-A)	\$3,379	\$3,346	\$3,679	(\$333)	11	/ c
Educational Technology State Grants (ESEA II-D-1 and 2)	\$212	\$116	\$427	(\$312)	5,383	/ d
21st Century Community Learning Centers (ESEA IV-B)	n/a	n/a	n/a	n/a	n/a	/ e
State Grants for Innovative Programs (ESEA V-A)	\$315	\$157	\$919	(\$762)	102,430	/ f
Rural Education (ESEA VI-B)	\$701	\$694	\$1,233	(\$539)	5,331	/ g
Safe and Drug-Free Schools/Communities (ESEA IV-A-1)	\$486	\$382	\$723	(\$340)	58,831	/ h
English Language Acquisition State Grants (ESEA III-A)	\$415	\$443	\$497	(\$54)	245	/ i
Subtotal, NCLB Act Programs	\$25,141	\$24,335	\$39,588	(\$15,252)	(non additive)	
Special Education Grants to States (IDEA Part B-611)	\$21,006	\$20,890	\$28,839	(\$7,949)	4,303	/ j
Vocational Education State Grants (VTEA Title I)	\$1,397	\$1,383	\$4,311	(\$2,928)	10,671	/ k
Federal Pell Grants (HEA IV-A-1)	\$19,014	\$19,355	\$30,237	(\$10,882)	3,180	/ l
Supplemental Educational Opportunity Grants (HEA IV-A-3)	\$2,707	\$2,680	\$11,879	(\$9,199)	3,290	/ m
Federal Work-Study (HEA IV-C)	\$2,808	\$2,780	\$9,703	(\$6,924)	1,614	/ m
Head Start (section 639, Head Start Act)	\$7,336	\$7,278	\$33,819	(\$26,541)	2,186	/ n



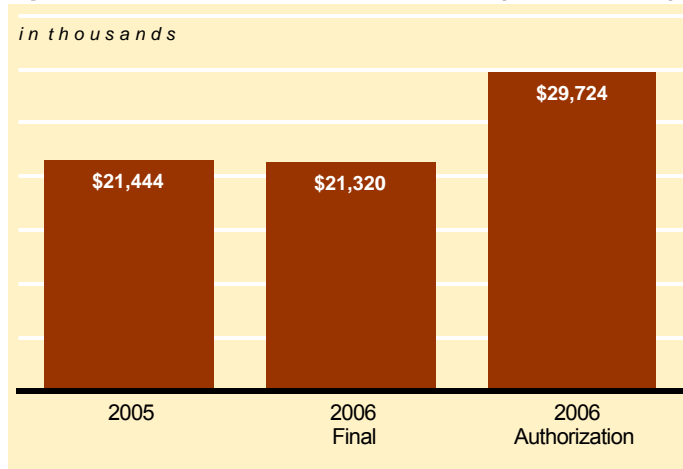
Rosa L. DeLauro

Congressional District 3, Connecticut

Grants to Local Educational Agencies (TITLE I-A)



Special Education Grants to States (IDEA Part B)



(dollars in thousands)

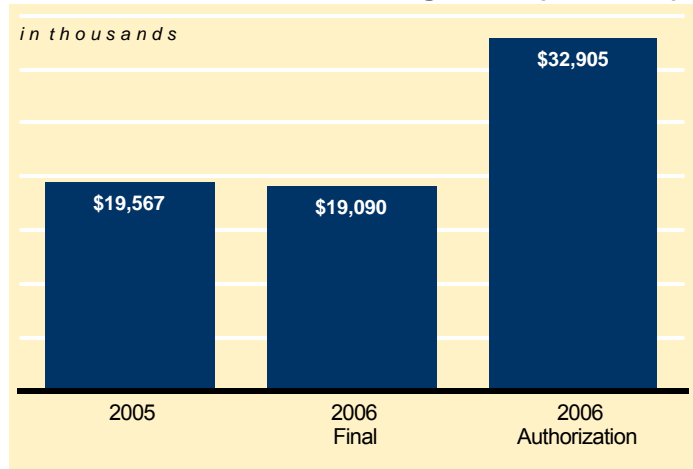
Federal Program	2005	2006 Final	2006 Authorization	Funding Shortfall: Final vs. Authorization	Students Unserved or Teachers Unhired Due to Funding Shortfall	Notes
SELECTED NO CHILD LEFT BEHIND (NCLB) ACT PROGRAMS						
Grants to Local Educational Agencies (ESEA Title I-A)	\$22,684	\$22,128	\$38,063	(\$15,935)	5,878	/ a
Impact Aid Basic Support Payments (ESEA VIII 8003(b))	\$161	\$158	\$252	(\$94)	618	/ b
Improving Teacher Quality State Grants (ESEA II-A)	\$5,308	\$5,254	\$5,794	(\$541)	18	/ c
Educational Technology State Grants (ESEA II-D-1 and 2)	\$403	\$220	\$812	(\$592)	10,221	/ d
21st Century Community Learning Centers (ESEA IV-B)	n/a	n/a	n/a	n/a	n/a	/ e
State Grants for Innovative Programs (ESEA V-A)	\$446	\$223	\$1,303	(\$1,080)	99,351	/ f
Rural Education (ESEA VI-B)	\$31	\$31	\$55	(\$24)	238	/ g
Safe and Drug-Free Schools/Communities (ESEA IV-A-1)	\$682	\$537	\$1,016	(\$478)	57,062	/ h
English Language Acquisition State Grants (ESEA III-A)	\$1,015	\$1,082	\$1,214	(\$132)	511	/ i
Subtotal, NCLB Act Programs	\$30,731	\$29,632	\$48,509	(\$18,877)	(non additive)	
Special Education Grants to States (IDEA Part B-611)	\$21,444	\$21,320	\$29,724	(\$8,404)	4,242	/ j
Vocational Education State Grants (VTEA Title I)	\$1,920	\$1,900	\$5,924	(\$4,024)	14,664	/ k
Federal Pell Grants (HEA IV-A-1)	\$19,583	\$19,934	\$31,143	(\$11,208)	3,276	/ l
Supplemental Educational Opportunity Grants (HEA IV-A-3)	\$2,886	\$2,857	\$12,664	(\$9,807)	3,508	/ m
Federal Work-Study (HEA IV-C)	\$5,544	\$5,489	\$19,162	(\$13,673)	3,188	/ m
Head Start (section 639, Head Start Act)	\$11,332	\$11,243	\$52,240	(\$40,997)	3,377	/ n



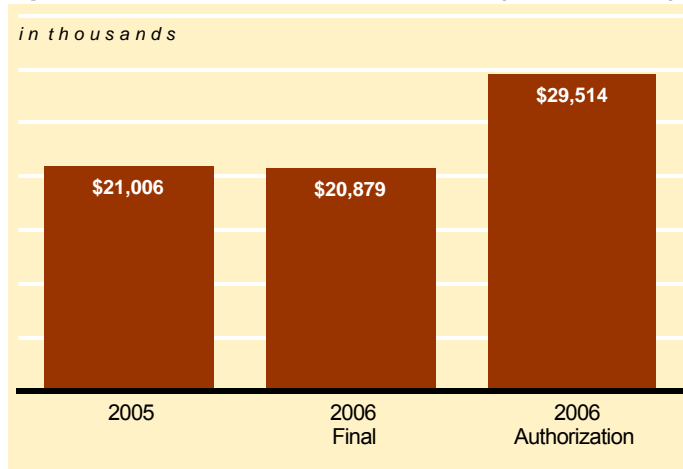
Christopher Shays

Congressional District 4, Connecticut

Grants to Local Educational Agencies (TITLE I-A)



Special Education Grants to States (IDEA Part B)



(dollars in thousands)

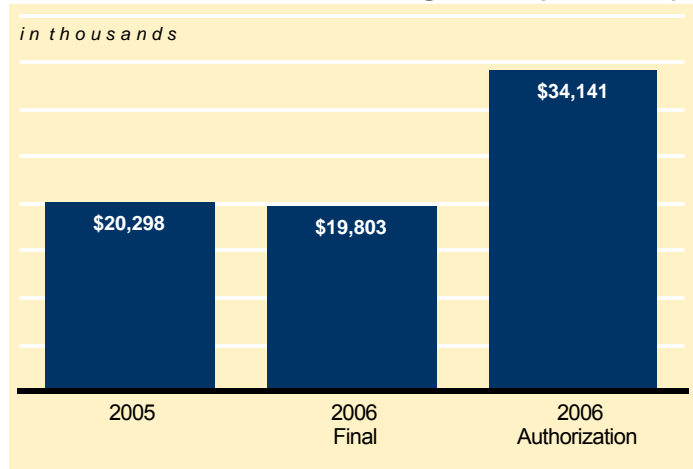
Federal Program	2005	2006 Final	2006 Authorization	Funding Shortfall: Final vs. Authorization	Students Unserved or Teachers Unhired Due to Funding Shortfall	Notes
SELECTED NO CHILD LEFT BEHIND (NCLB) ACT PROGRAMS						
Grants to Local Educational Agencies (ESEA Title I-A)	\$19,567	\$19,090	\$32,905	(\$13,815)	5,096	/ a
Impact Aid Basic Support Payments (ESEA VIII 8003(b))	\$0	\$0	\$0	\$0	0	/ b
Improving Teacher Quality State Grants (ESEA II-A)	\$4,825	\$4,776	\$5,263	(\$487)	16	/ c
Educational Technology State Grants (ESEA II-D-1 and 2)	\$350	\$191	\$704	(\$513)	8,861	/ d
21st Century Community Learning Centers (ESEA IV-B)	n/a	n/a	n/a	n/a	n/a	/ e
State Grants for Innovative Programs (ESEA V-A)	\$335	\$167	\$978	(\$811)	105,318	/ f
Rural Education (ESEA VI-B)	\$0	\$0	\$0	\$0	0	/ g
Safe and Drug-Free Schools/Communities (ESEA IV-A-1)	\$640	\$504	\$953	(\$449)	60,489	/ h
English Language Acquisition State Grants (ESEA III-A)	\$754	\$804	\$902	(\$98)	777	/ i
Subtotal, NCLB Act Programs	\$26,471	\$25,531	\$41,705	(\$16,174)	(non additive)	
Special Education Grants to States (IDEA Part B-611)	\$21,006	\$20,879	\$29,514	(\$8,635)	3,947	/ j
Vocational Education State Grants (VTEA Title I)	\$1,542	\$1,526	\$4,757	(\$3,231)	11,777	/ k
Federal Pell Grants (HEA IV-A-1)	\$9,463	\$9,633	\$15,049	(\$5,416)	1,583	/ l
Supplemental Educational Opportunity Grants (HEA IV-A-3)	\$1,122	\$1,111	\$4,924	(\$3,813)	1,364	/ m
Federal Work-Study (HEA IV-C)	\$1,196	\$1,184	\$4,133	(\$2,949)	688	/ m
Head Start (section 639, Head Start Act)	\$9,540	\$9,465	\$43,977	(\$34,513)	2,843	/ n



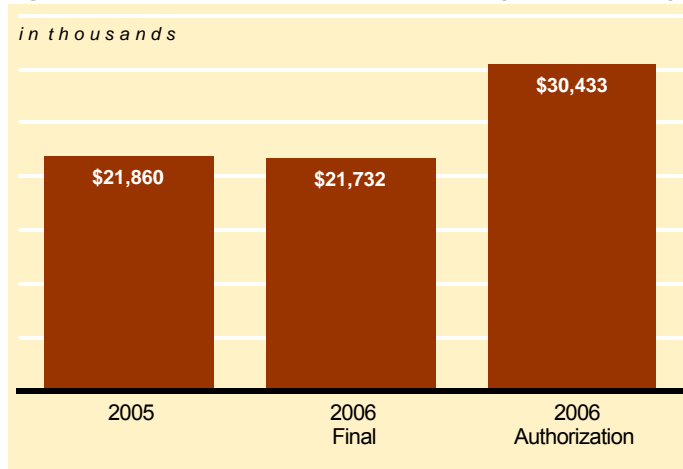
Nancy L. Johnson

Congressional District 5, Connecticut

Grants to Local Educational Agencies (TITLE I-A)



Special Education Grants to States (IDEA Part B)



(dollars in thousands)

Federal Program	2005	2006 Final	2006 Authorization	Funding Shortfall: Final vs. Authorization	Students Unserved or Teachers Unhired Due to Funding Shortfall	Notes
SELECTED NO CHILD LEFT BEHIND (NCLB) ACT PROGRAMS						
Grants to Local Educational Agencies (ESEA Title I-A)	\$20,298	\$19,803	\$34,141	(\$14,338)	5,289	/ a
Impact Aid Basic Support Payments (ESEA VIII 8003(b))	\$25	\$25	\$40	(\$15)	198	/ b
Improving Teacher Quality State Grants (ESEA II-A)	\$4,966	\$4,915	\$5,417	(\$502)	17	/ c
Educational Technology State Grants (ESEA II-D-1 and 2)	\$363	\$198	\$730	(\$533)	9,197	/ d
21st Century Community Learning Centers (ESEA IV-B)	n/a	n/a	n/a	n/a	n/a	/ e
State Grants for Innovative Programs (ESEA V-A)	\$411	\$205	\$1,202	(\$997)	105,597	/ f
Rural Education (ESEA VI-B)	\$237	\$235	\$417	(\$182)	1,803	/ g
Safe and Drug-Free Schools/Communities (ESEA IV-A-1)	\$655	\$516	\$975	(\$459)	60,649	/ h
English Language Acquisition State Grants (ESEA III-A)	\$527	\$562	\$631	(\$69)	602	/ i
Subtotal, NCLB Act Programs	\$27,483	\$26,459	\$43,554	(\$17,095)	(non additive)	
Special Education Grants to States (IDEA Part B-611)	\$21,860	\$21,732	\$30,433	(\$8,701)	4,255	/ j
Vocational Education State Grants (VTEA Title I)	\$1,668	\$1,651	\$5,147	(\$3,496)	12,741	/ k
Federal Pell Grants (HEA IV-A-1)	\$12,834	\$13,064	\$20,409	(\$7,345)	2,147	/ l
Supplemental Educational Opportunity Grants (HEA IV-A-3)	\$918	\$909	\$4,030	(\$3,121)	1,116	/ m
Federal Work-Study (HEA IV-C)	\$851	\$843	\$2,942	(\$2,099)	489	/ m
Head Start (section 639, Head Start Act)	\$10,332	\$10,251	\$47,632	(\$37,381)	3,079	/ n