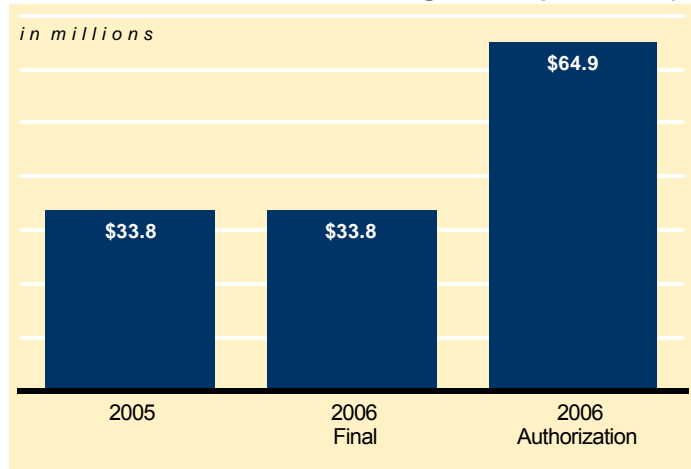
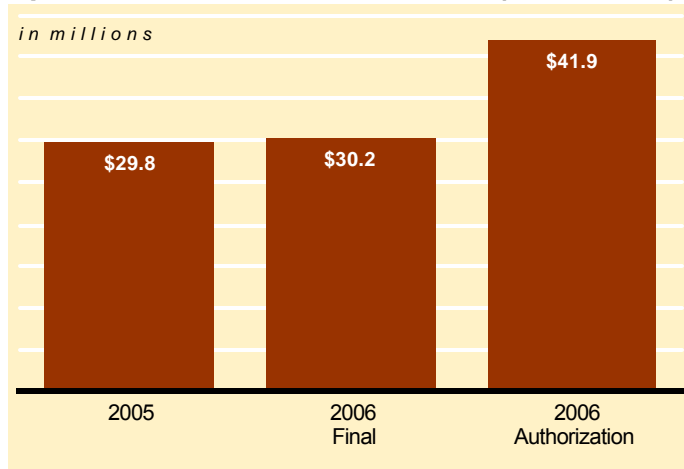


# Delaware

## Grants to Local Educational Agencies (TITLE I-A)



## Special Education Grants to States (IDEA Part B)



*(dollars in millions)*

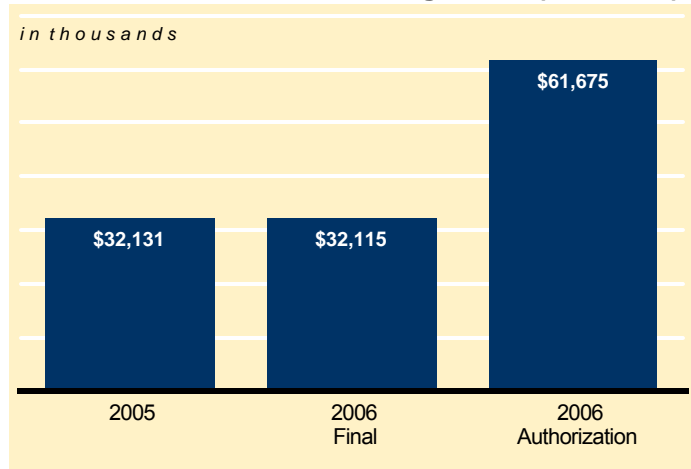
Federal Program	2005	2006 Final	2006 Authorization	Funding Shortfall: Final vs. Authorization	Students Unserved or Teachers Unhired Due to Funding Shortfall	Notes
<b>SELECTED NO CHILD LEFT BEHIND (NCLB) ACT PROGRAMS</b>						
Grants to Local Educational Agencies (ESEA Title I-A)	\$33.8	\$33.8	\$64.9	(\$31.1)	7,850	/ a
Impact Aid Basic Support Payments (ESEA VIII 8003(b))	\$0.1	\$0.1	\$0.1	\$0.0	174	/ b
Improving Teacher Quality State Grants (ESEA II-A)	\$13.9	\$13.8	\$15.1	(\$1.4)	37	/ c
Educational Technology State Grants (ESEA II-D-1 and 2)	\$2.4	\$1.3	\$4.8	(\$3.5)	11,945	/ d
21st Century Community Learning Centers (ESEA IV-B)	\$4.9	\$4.8	\$11.0	(\$6.2)	3,694	/ e
State Grants for Innovative Programs (ESEA V-A)	\$1.0	\$0.5	\$2.7	(\$2.2)	108,823	/ f
Rural Education (ESEA VI-B)	\$0.2	\$0.2	\$0.3	(\$0.1)	731	/ g
Safe and Drug-Free Schools/Communities (ESEA IV-A-1)	\$2.1	\$1.7	\$3.2	(\$1.5)	62,502	/ h
English Language Acquisition State Grants (ESEA III-A)	\$0.9	\$0.9	\$1.0	(\$0.1)	462	/ i
<b>Subtotal, NCLB Act Programs</b>	<b>\$59.2</b>	<b>\$57.0</b>	<b>\$103.2</b>	<b>(\$46.2)</b>	(non additive)	
Special Education Grants to States (IDEA Part B-611)	\$29.8	\$30.2	\$41.9	(\$11.7)	5,301	/ j
Vocational Education State Grants (VTEA Title I)	\$4.9	\$4.9	\$15.1	(\$10.3)	33,355	/ k
Federal Pell Grants (HEA IV-A-1)	\$22.6	\$23.0	\$36.0	(\$13.0)	3,736	/ l
Supplemental Educational Opportunity Grants (HEA IV-A-3)	\$1.5	\$1.5	\$6.7	(\$5.2)	1,757	/ m
Federal Work-Study (HEA IV-C)	\$1.4	\$1.4	\$4.9	(\$3.5)	854	/ m
Head Start (section 639, Head Start Act)	\$12.9	\$12.8	\$59.5	(\$46.7)	5,494	/ n



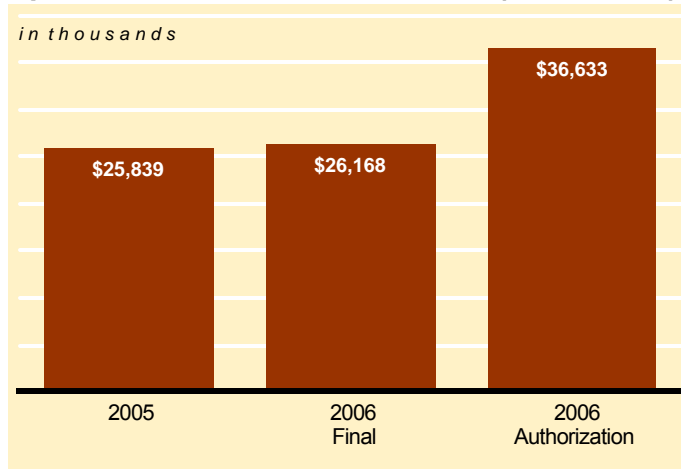
# Michael N. Castle

Congressional District (at Large), Delaware

## Grants to Local Educational Agencies (TITLE I-A)



## Special Education Grants to States (IDEA Part B)



*(dollars in thousands)*

Federal Program	2005	2006 Final	2006 Authorization	Funding Shortfall: Final vs. Authorization	Students Unserved or Teachers Unhired Due to Funding Shortfall	Notes
<b>SELECTED NO CHILD LEFT BEHIND (NCLB) ACT PROGRAMS</b>						
Grants to Local Educational Agencies (ESEA Title I-A)	\$32,131	\$32,115	\$61,675	<b>(\$29,560)</b>	7,850	/ a
Impact Aid Basic Support Payments (ESEA VIII 8003(b))	\$76	\$75	\$120	<b>(\$45)</b>	174	/ b
Improving Teacher Quality State Grants (ESEA II-A)	\$12,870	\$12,738	\$14,040	<b>(\$1,301)</b>	37	/ c
Educational Technology State Grants (ESEA II-D-1 and 2)	\$1,140	\$621	\$2,294	<b>(\$1,673)</b>	11,945	/ d
21st Century Community Learning Centers (ESEA IV-B)	n/a	n/a	n/a	<b>n/a</b>	n/a	/ e
State Grants for Innovative Programs (ESEA V-A)	\$837	\$418	\$2,034	<b>(\$1,617)</b>	108,823	/ f
Rural Education (ESEA VI-B)	\$152	\$150	\$266	<b>(\$116)</b>	731	/ g
Safe and Drug-Free Schools/Communities (ESEA IV-A-1)	\$1,588	\$1,251	\$2,365	<b>(\$1,114)</b>	62,502	/ h
English Language Acquisition State Grants (ESEA III-A)	\$708	\$711	\$797	<b>(\$87)</b>	462	/ i
<b>Subtotal, NCLB Act Programs</b>	<b>\$49,502</b>	<b>\$48,079</b>	<b>\$83,591</b>	<b>(\$35,512)</b>	(non additive)	
Special Education Grants to States (IDEA Part B-611)	\$25,839	\$26,168	\$36,633	<b>(\$10,465)</b>	5,301	/ j
Vocational Education State Grants (VTEA Title I)	\$4,166	\$4,123	\$12,854	<b>(\$8,731)</b>	33,355	/ k
Federal Pell Grants (HEA IV-A-1)	\$22,600	\$23,000	\$36,000	<b>(\$13,000)</b>	3,764	/ l
Supplemental Educational Opportunity Grants (HEA IV-A-3)	\$1,536	\$1,521	\$6,741	<b>(\$5,220)</b>	1,757	/ m
Federal Work-Study (HEA IV-C)	\$1,431	\$1,417	\$4,947	<b>(\$3,530)</b>	854	/ m
Head Start (section 639, Head Start Act)	\$12,899	\$12,798	\$59,464	<b>(\$46,667)</b>	5,494	/ n