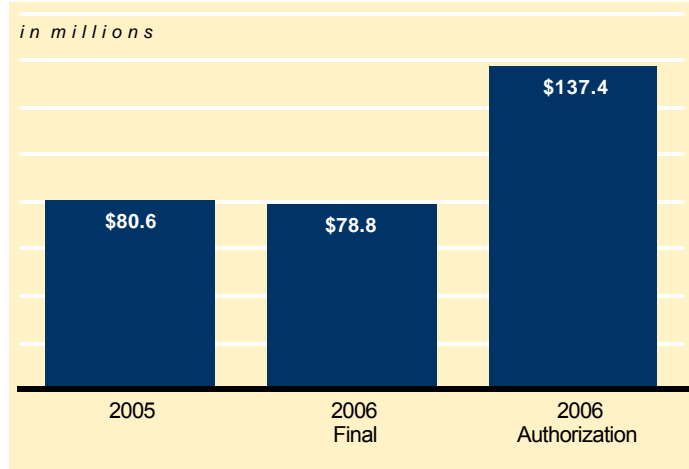


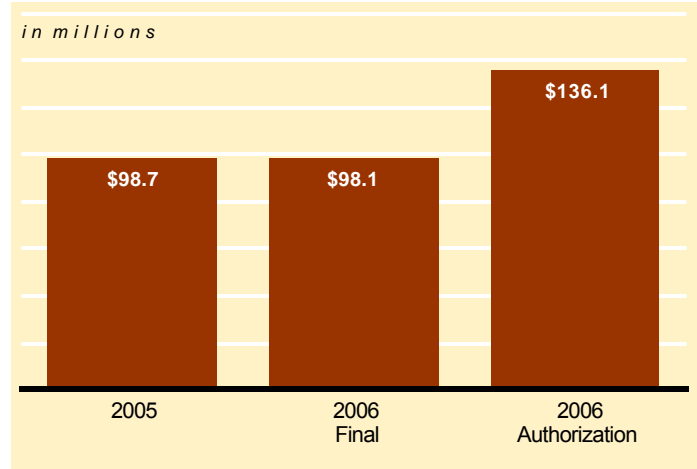


Kansas

Grants to Local Educational Agencies (TITLE I-A)



Special Education Grants to States (IDEA Part B)



(dollars in millions)

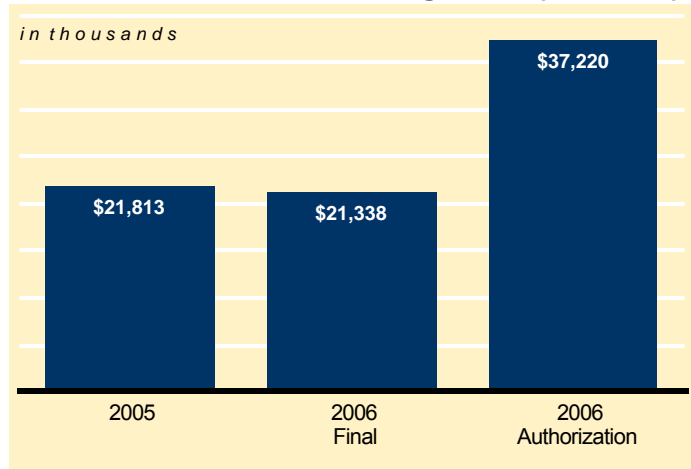
Federal Program	2005	2006 Final	2006 Authorization	Funding Shortfall: Final vs. Authorization	Students Unserved or Teachers Unhired Due to Funding Shortfall	Notes
SELECTED NO CHILD LEFT BEHIND (NCLB) ACT PROGRAMS						
Grants to Local Educational Agencies (ESEA Title I-A)	\$80.6	\$78.8	\$137.4	(\$58.6)	24,326	/ a
Impact Aid Basic Support Payments (ESEA VIII 8003(b))	\$20.2	\$20.9	\$33.3	(\$12.5)	3,040	/ b
Improving Teacher Quality State Grants (ESEA II-A)	\$22.4	\$22.2	\$24.4	(\$2.2)	76	/ c
Educational Technology State Grants (ESEA II-D-1 and 2)	\$2.9	\$1.6	\$5.8	(\$4.2)	41,604	/ d
21st Century Community Learning Centers (ESEA IV-B)	\$6.1	\$5.8	\$13.2	(\$7.4)	4,422	/ e
State Grants for Innovative Programs (ESEA V-A)	\$1.8	\$0.9	\$4.9	(\$4.0)	395,487	/ f
Rural Education (ESEA VI-B)	\$3.8	\$3.8	\$6.7	(\$2.9)	27,699	/ g
Safe and Drug-Free Schools/Communities (ESEA IV-A-1)	\$3.5	\$2.8	\$5.3	(\$2.5)	227,147	/ h
English Language Acquisition State Grants (ESEA III-A)	\$2.4	\$3.0	\$3.3	(\$0.4)	2,776	/ i
Subtotal, NCLB Act Programs	\$143.7	\$139.5	\$234.2	(\$94.7)	(non additive)	
Special Education Grants to States (IDEA Part B-611)	\$98.6	\$98.1	\$136.1	(\$38.0)	18,750	/ j
Vocational Education State Grants (VTEA Title I)	\$11.8	\$11.6	\$36.3	(\$24.7)	84,867	/ k
Federal Pell Grants (HEA IV-A-1)	\$122.0	\$124.1	\$193.9	(\$69.8)	19,324	/ l
Supplemental Educational Opportunity Grants (HEA IV-A-3)	\$6.1	\$6.1	\$27.0	(\$20.9)	6,941	/ m
Federal Work-Study (HEA IV-C)	\$8.4	\$8.3	\$29.1	(\$20.7)	4,623	/ m
Head Start (section 639, Head Start Act)	\$50.9	\$50.5	\$234.8	(\$184.3)	20,818	/ n



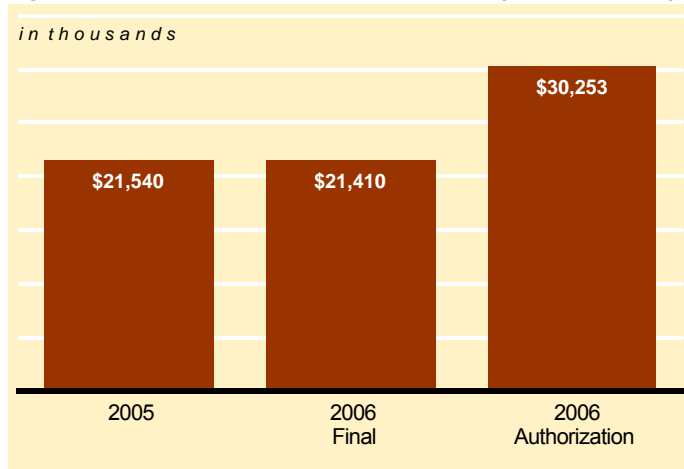
Jerry Moran

Congressional District 1, Kansas

Grants to Local Educational Agencies (TITLE I-A)



Special Education Grants to States (IDEA Part B)



(dollars in thousands)

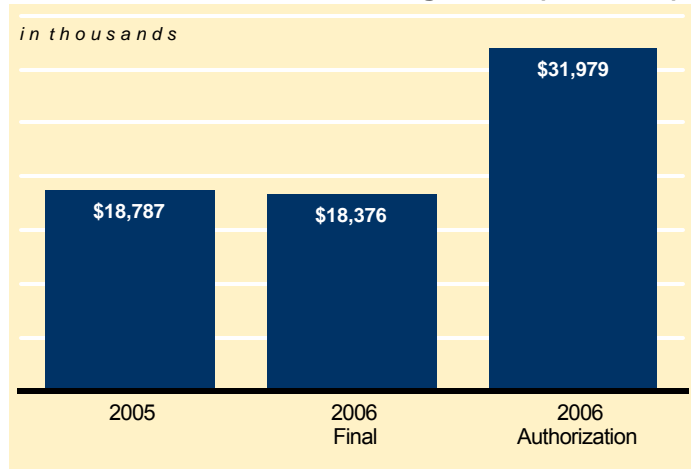
Federal Program	2005	2006 Final	2006 Authorization	Funding Shortfall: Final vs. Authorization	Students Unserved or Teachers Unhired Due to Funding Shortfall	Notes
SELECTED NO CHILD LEFT BEHIND (NCLB) ACT PROGRAMS						
Grants to Local Educational Agencies (ESEA Title I-A)	\$21,813	\$21,338	\$37,220	(\$15,883)	7,031	/ a
Impact Aid Basic Support Payments (ESEA VIII 8003(b))	\$9,417	\$9,720	\$15,519	(\$5,799)	1,311	/ b
Improving Teacher Quality State Grants (ESEA II-A)	\$5,808	\$5,748	\$6,339	(\$591)	21	/ c
Educational Technology State Grants (ESEA II-D-1 and 2)	\$397	\$216	\$798	(\$582)	12,024	/ d
21st Century Community Learning Centers (ESEA IV-B)	n/a	n/a	n/a	n/a	n/a	/ e
State Grants for Innovative Programs (ESEA V-A)	\$387	\$193	\$1,122	(\$929)	100,127	/ f
Rural Education (ESEA VI-B)	\$2,691	\$2,664	\$4,734	(\$2,070)	19,722	/ g
Safe and Drug-Free Schools/Communities (ESEA IV-A-1)	\$721	\$568	\$1,073	(\$505)	57,508	/ h
English Language Acquisition State Grants (ESEA III-A)	\$654	\$804	\$903	(\$98)	1,040	/ i
Subtotal, NCLB Act Programs	\$41,888	\$41,251	\$67,708	(\$26,457)	(non additive)	
Special Education Grants to States (IDEA Part B-611)	\$21,540	\$21,410	\$30,253	(\$8,843)	4,396	/ j
Vocational Education State Grants (VTEA Title I)	\$2,663	\$2,636	\$8,218	(\$5,582)	22,598	/ k
Federal Pell Grants (HEA IV-A-1)	\$30,636	\$31,163	\$48,691	(\$17,528)	4,889	/ l
Supplemental Educational Opportunity Grants (HEA IV-A-3)	\$1,603	\$1,587	\$7,036	(\$5,448)	1,811	/ m
Federal Work-Study (HEA IV-C)	\$2,277	\$2,254	\$7,870	(\$5,616)	1,252	/ m
Head Start (section 639, Head Start Act)	\$14,617	\$14,502	\$67,386	(\$52,884)	5,974	/ n



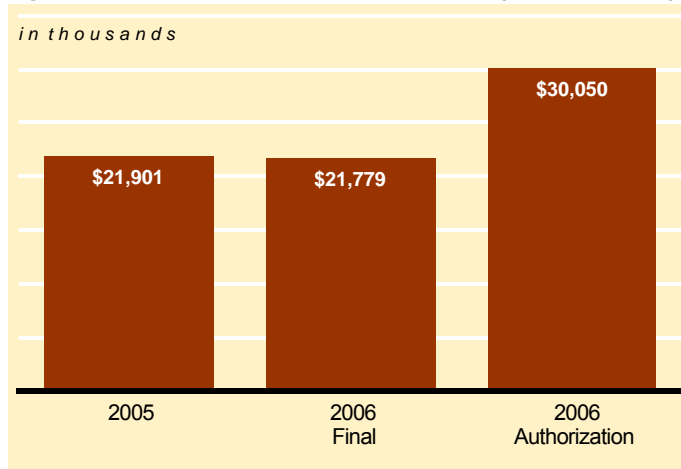
Jim Ryun

Congressional District 2, Kansas

Grants to Local Educational Agencies (TITLE I-A)




Special Education Grants to States (IDEA Part B)



(dollars in thousands)

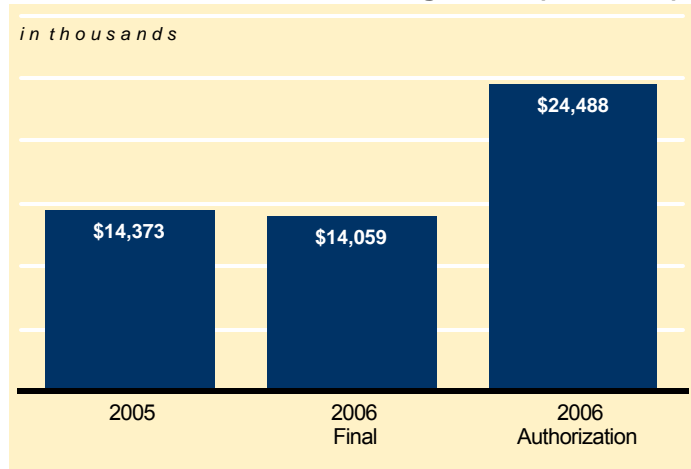
Federal Program	2005	2006 Final	2006 Authorization	Funding Shortfall: Final vs. Authorization	Students Unserved or Teachers Unhired Due to Funding Shortfall	Notes
SELECTED NO CHILD LEFT BEHIND (NCLB) ACT PROGRAMS						
Grants to Local Educational Agencies (ESEA Title I-A)	\$18,787	\$18,376	\$31,979	(\$13,603)	6,022	/ a
Impact Aid Basic Support Payments (ESEA VIII 8003(b))	\$10,378	\$10,712	\$17,103	(\$6,391)	1,222	/ b
Improving Teacher Quality State Grants (ESEA II-A)	\$5,093	\$5,041	\$5,557	(\$516)	19	/ c
Educational Technology State Grants (ESEA II-D-1 and 2)	\$340	\$185	\$684	(\$499)	10,299	/ d
21st Century Community Learning Centers (ESEA IV-B)	n/a	n/a	n/a	n/a	n/a	/ e
State Grants for Innovative Programs (ESEA V-A)	\$361	\$180	\$1,046	(\$866)	95,226	/ f
Rural Education (ESEA VI-B)	\$670	\$664	\$1,179	(\$516)	4,911	/ g
Safe and Drug-Free Schools/Communities (ESEA IV-A-1)	\$642	\$506	\$956	(\$450)	54,693	/ h
English Language Acquisition State Grants (ESEA III-A)	\$204	\$251	\$282	(\$31)	325	/ i
Subtotal, NCLB Act Programs	\$36,476	\$35,915	\$58,785	(\$22,871)	(non additive)	
Special Education Grants to States (IDEA Part B-611)	\$21,901	\$21,779	\$30,050	(\$8,270)	4,927	/ j
Vocational Education State Grants (VTEA Title I)	\$2,802	\$2,774	\$8,647	(\$5,873)	23,777	/ k
Federal Pell Grants (HEA IV-A-1)	\$37,778	\$38,429	\$60,043	(\$21,614)	6,029	/ l
Supplemental Educational Opportunity Grants (HEA IV-A-3)	\$1,961	\$1,942	\$8,606	(\$6,665)	2,216	/ m
Federal Work-Study (HEA IV-C)	\$2,896	\$2,867	\$10,008	(\$7,141)	1,592	/ m
Head Start (section 639, Head Start Act)	\$12,851	\$12,750	\$59,244	(\$46,494)	5,252	/ n



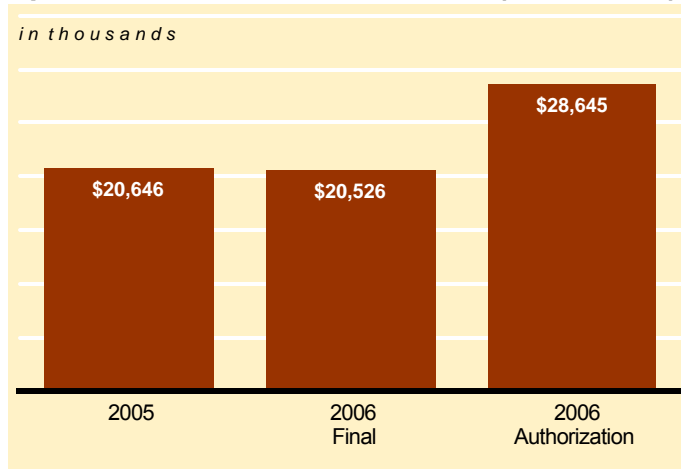
Dennis Moore

Congressional District 3, Kansas

Grants to Local Educational Agencies (TITLE I-A)



Special Education Grants to States (IDEA Part B)



(dollars in thousands)

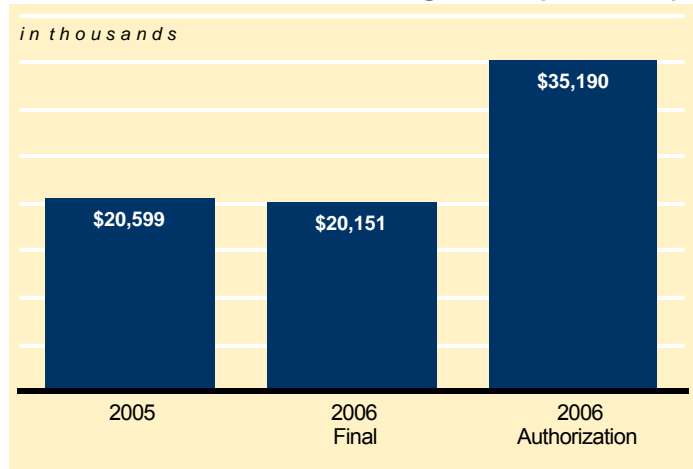
Federal Program	2005	2006 Final	2006 Authorization	Funding Shortfall: Final vs. Authorization	Students Unserved or Teachers Unhired Due to Funding Shortfall	Notes
SELECTED NO CHILD LEFT BEHIND (NCLB) ACT PROGRAMS						
Grants to Local Educational Agencies (ESEA Title I-A)	\$14,373	\$14,059	\$24,488	(\$10,429)	4,617	/ a
Impact Aid Basic Support Payments (ESEA VIII 8003(b))	\$0	\$0	\$0	\$0	0	/ b
Improving Teacher Quality State Grants (ESEA II-A)	\$4,211	\$4,168	\$4,589	(\$421)	15	/ c
Educational Technology State Grants (ESEA II-D-1 and 2)	\$261	\$142	\$524	(\$382)	7,896	/ d
21st Century Community Learning Centers (ESEA IV-B)	n/a	n/a	n/a	n/a	n/a	/ e
State Grants for Innovative Programs (ESEA V-A)	\$351	\$175	\$1,018	(\$843)	97,195	/ f
Rural Education (ESEA VI-B)	\$0	\$0	\$0	\$0	0	/ g
Safe and Drug-Free Schools/Communities (ESEA IV-A-1)	\$557	\$438	\$829	(\$390)	55,824	/ h
English Language Acquisition State Grants (ESEA III-A)	\$656	\$807	\$905	(\$99)	717	/ i
Subtotal, NCLB Act Programs	\$20,409	\$19,789	\$32,354	(\$12,564)	(non additive)	
Special Education Grants to States (IDEA Part B-611)	\$20,646	\$20,526	\$28,645	(\$8,119)	4,440	/ j
Vocational Education State Grants (VTEA Title I)	\$2,097	\$2,076	\$6,471	(\$4,395)	17,795	/ k
Federal Pell Grants (HEA IV-A-1)	\$26,292	\$26,744	\$41,787	(\$15,042)	4,196	/ l
Supplemental Educational Opportunity Grants (HEA IV-A-3)	\$1,284	\$1,271	\$5,633	(\$4,362)	1,450	/ m
Federal Work-Study (HEA IV-C)	\$1,618	\$1,602	\$5,594	(\$3,991)	890	/ m
Head Start (section 639, Head Start Act)	\$9,666	\$9,590	\$44,562	(\$34,971)	3,951	/ n



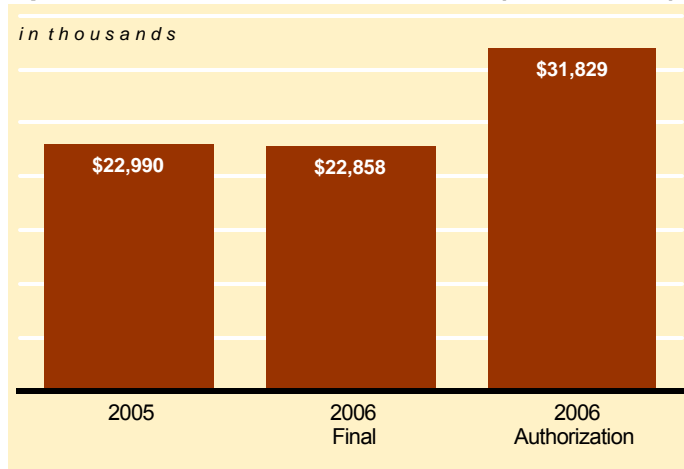
Todd Tiahrt

Congressional District 4, Kansas

Grants to Local Educational Agencies (TITLE I-A)



Special Education Grants to States (IDEA Part B)



(dollars in thousands)

Federal Program	2005	2006 Final	2006 Authorization	Funding Shortfall: Final vs. Authorization	Students Unserved or Teachers Unhired Due to Funding Shortfall	Notes
SELECTED NO CHILD LEFT BEHIND (NCLB) ACT PROGRAMS						
Grants to Local Educational Agencies (ESEA Title I-A)	\$20,599	\$20,151	\$35,190	(\$15,039)	6,657	/ a
Impact Aid Basic Support Payments (ESEA VIII 8003(b))	\$439	\$453	\$724	(\$270)	508	/ b
Improving Teacher Quality State Grants (ESEA II-A)	\$5,602	\$5,544	\$6,112	(\$568)	20	/ c
Educational Technology State Grants (ESEA II-D-1 and 2)	\$376	\$205	\$756	(\$551)	11,386	/ d
21st Century Community Learning Centers (ESEA IV-B)	n/a	n/a	n/a	n/a	n/a	/ e
State Grants for Innovative Programs (ESEA V-A)	\$392	\$195	\$1,135	(\$940)	102,939	/ f
Rural Education (ESEA VI-B)	\$403	\$399	\$708	(\$310)	2,950	/ g
Safe and Drug-Free Schools/Communities (ESEA IV-A-1)	\$704	\$555	\$1,048	(\$494)	59,123	/ h
English Language Acquisition State Grants (ESEA III-A)	\$437	\$537	\$603	(\$66)	694	/ i
Subtotal, NCLB Act Programs	\$28,951	\$28,038	\$46,275	(\$18,237)	(non additive)	
Special Education Grants to States (IDEA Part B-611)	\$22,990	\$22,858	\$31,829	(\$8,971)	4,988	/ j
Vocational Education State Grants (VTEA Title I)	\$2,440	\$2,414	\$7,527	(\$5,113)	20,698	/ k
Federal Pell Grants (HEA IV-A-1)	\$27,294	\$27,764	\$43,380	(\$15,616)	4,356	/ l
Supplemental Educational Opportunity Grants (HEA IV-A-3)	\$1,297	\$1,284	\$5,689	(\$4,406)	1,465	/ m
Federal Work-Study (HEA IV-C)	\$1,617	\$1,601	\$5,590	(\$3,989)	889	/ m
Head Start (section 639, Head Start Act)	\$13,802	\$13,694	\$63,628	(\$49,934)	5,641	/ n