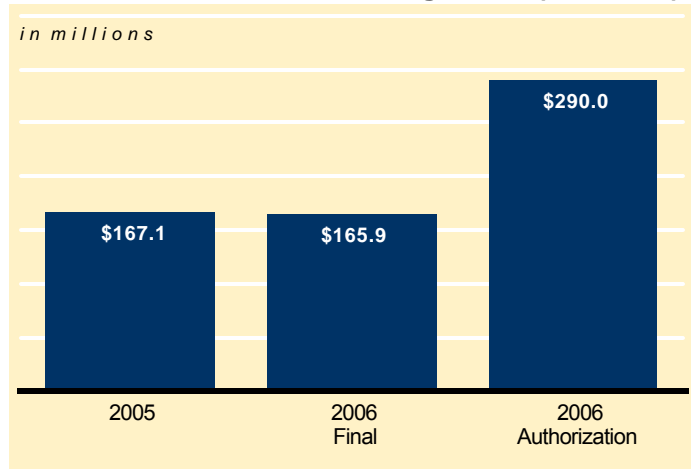


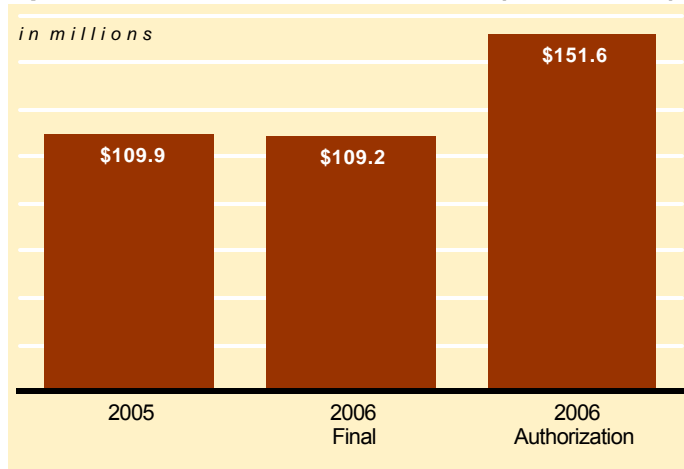


# Mississippi

## Grants to Local Educational Agencies (TITLE I-A)



## Special Education Grants to States (IDEA Part B)



*(dollars in millions)*

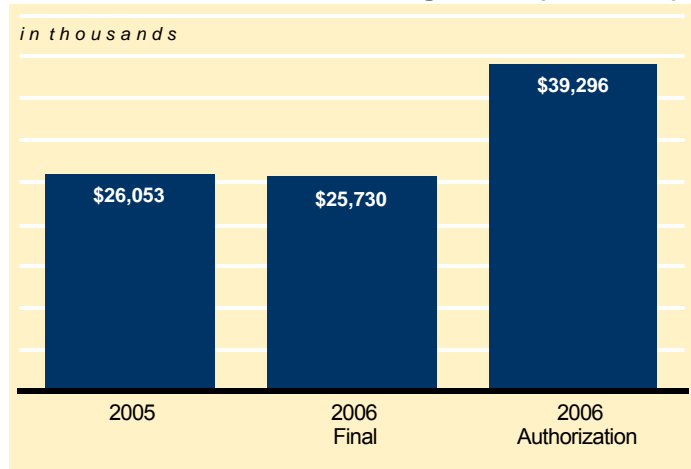
Federal Program	2005	2006 Final	2006 Authorization	Funding Shortfall: Final vs. Authorization	Students Unserved or Teachers Unhired Due to Funding Shortfall	Notes
<b>SELECTED NO CHILD LEFT BEHIND (NCLB) ACT PROGRAMS</b>						
Grants to Local Educational Agencies (ESEA Title I-A)	\$167.1	\$165.9	\$290.0	(\$124.1)	58,302	/ a
Impact Aid Basic Support Payments (ESEA VIII 8003(b))	\$4.2	\$4.1	\$6.5	(\$2.4)	3,171	/ b
Improving Teacher Quality State Grants (ESEA II-A)	\$42.4	\$42.0	\$46.1	(\$4.2)	147	/ c
Educational Technology State Grants (ESEA II-D-1 and 2)	\$6.1	\$3.3	\$12.3	(\$9.0)	99,366	/ d
21st Century Community Learning Centers (ESEA IV-B)	\$12.2	\$12.3	\$28.2	(\$15.9)	9,434	/ e
State Grants for Innovative Programs (ESEA V-A)	\$1.9	\$1.0	\$5.3	(\$4.4)	430,703	/ f
Rural Education (ESEA VI-B)	\$6.4	\$6.3	\$11.3	(\$4.9)	18,480	/ g
Safe and Drug-Free Schools/Communities (ESEA IV-A-1)	\$5.3	\$4.2	\$7.9	(\$3.7)	247,374	/ h
English Language Acquisition State Grants (ESEA III-A)	\$1.0	\$0.7	\$0.8	(\$0.1)	509	/ i
<b>Subtotal, NCLB Act Programs</b>	<b>\$246.6</b>	<b>\$239.8</b>	<b>\$408.4</b>	<b>(\$168.7)</b>	(non additive)	
Special Education Grants to States (IDEA Part B-611)	\$109.9	\$109.2	\$151.6	(\$42.3)	19,242	/ j
Vocational Education State Grants (VTEA Title I)	\$14.2	\$14.1	\$43.8	(\$29.8)	103,903	/ k
Federal Pell Grants (HEA IV-A-1)	\$213.2	\$216.8	\$338.7	(\$121.9)	28,690	/ l
Supplemental Educational Opportunity Grants (HEA IV-A-3)	\$9.0	\$8.9	\$39.6	(\$30.6)	11,378	/ m
Federal Work-Study (HEA IV-C)	\$12.4	\$12.2	\$42.7	(\$30.5)	6,517	/ m
Head Start (section 639, Head Start Act)	\$161.7	\$160.5	\$745.5	(\$585.1)	40,621	/ n



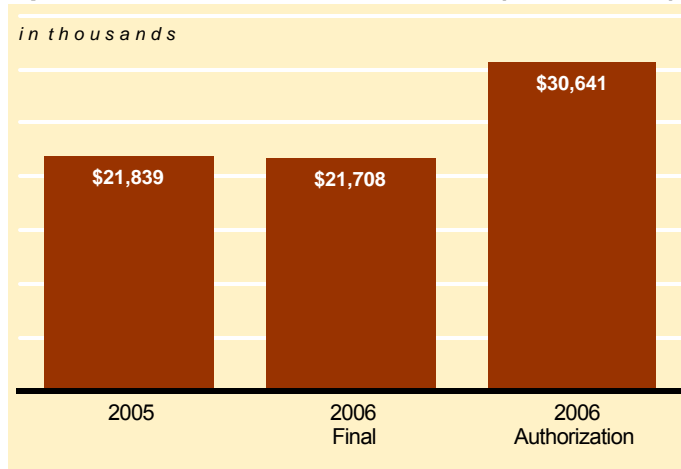
# Roger F. Wicker

Congressional District 1, Mississippi

## Grants to Local Educational Agencies (TITLE I-A)



## Special Education Grants to States (IDEA Part B)



*(dollars in thousands)*

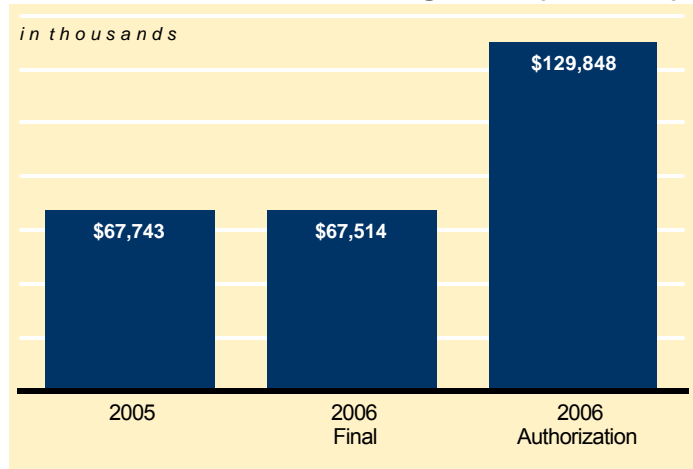
Federal Program	2005	2006 Final	2006 Authorization	Funding Shortfall: Final vs. Authorization	Students Unserved or Teachers Unhired Due to Funding Shortfall	Notes
<b>SELECTED NO CHILD LEFT BEHIND (NCLB) ACT PROGRAMS</b>						
Grants to Local Educational Agencies (ESEA Title I-A)	\$26,053	\$25,730	\$39,296	<b>(\$13,565)</b>	10,965	/ a
Impact Aid Basic Support Payments (ESEA VIII 8003(b))	\$235	\$231	\$368	<b>(\$138)</b>	306	/ b
Improving Teacher Quality State Grants (ESEA II-A)	\$7,921	\$7,841	\$8,631	<b>(\$791)</b>	29	/ c
Educational Technology State Grants (ESEA II-D-1 and 2)	\$547	\$298	\$1,100	<b>(\$802)</b>	18,688	/ d
21st Century Community Learning Centers (ESEA IV-B)	n/a	n/a	n/a	<b>n/a</b>	n/a	/ e
State Grants for Innovative Programs (ESEA V-A)	\$396	\$198	\$1,148	<b>(\$951)</b>	104,530	/ f
Rural Education (ESEA VI-B)	\$20	\$20	\$36	<b>(\$16)</b>	160	/ g
Safe and Drug-Free Schools/Communities (ESEA IV-A-1)	\$826	\$651	\$1,230	<b>(\$579)</b>	60,037	/ h
English Language Acquisition State Grants (ESEA III-A)	\$182	\$133	\$149	<b>(\$16)</b>	113	/ i
<b>Subtotal, NCLB Act Programs</b>	<b>\$36,180</b>	<b>\$35,101</b>	<b>\$51,959</b>	<b>(\$16,858)</b>	(non additive)	
Special Education Grants to States (IDEA Part B-611)	\$21,839	\$21,708	\$30,641	<b>(\$8,933)</b>	4,118	/ j
Vocational Education State Grants (VTEA Title I)	\$2,306	\$2,282	\$7,116	<b>(\$4,833)</b>	19,849	/ k
Federal Pell Grants (HEA IV-A-1)	\$37,968	\$38,609	\$60,318	<b>(\$21,709)</b>	5,148	/ l
Supplemental Educational Opportunity Grants (HEA IV-A-3)	\$1,746	\$1,728	\$7,661	<b>(\$5,933)</b>	2,203	/ m
Federal Work-Study (HEA IV-C)	\$2,336	\$2,312	\$8,072	<b>(\$5,760)</b>	1,231	/ m
Head Start (section 639, Head Start Act)	\$30,550	\$30,310	\$140,838	<b>(\$110,528)</b>	7,674	/ n



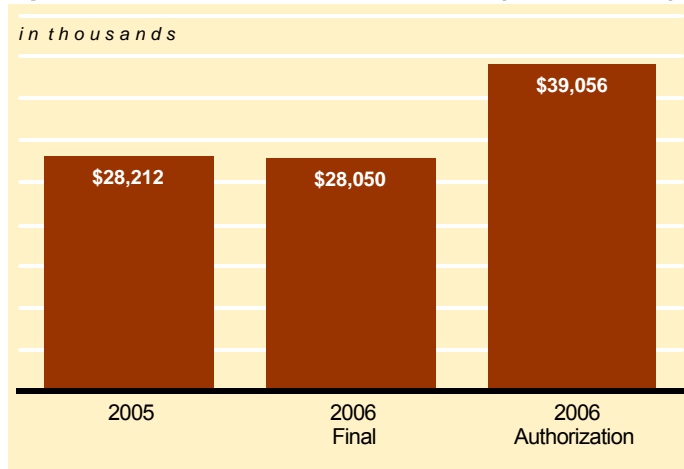
# Bennie G. Thompson

## Congressional District 2, Mississippi

### Grants to Local Educational Agencies (TITLE I-A)




### Special Education Grants to States (IDEA Part B)



*(dollars in thousands)*

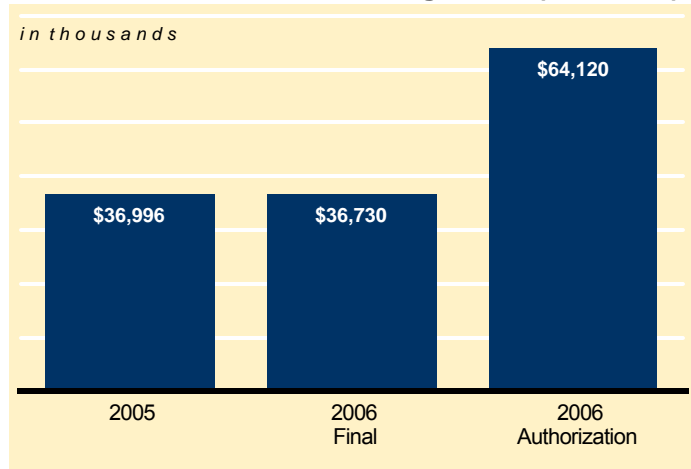
Federal Program	2005	2006 Final	2006 Authorization	Funding Shortfall: Final vs. Authorization	Students Unserved or Teachers Unhired Due to Funding Shortfall	Notes
<b>SELECTED NO CHILD LEFT BEHIND (NCLB) ACT PROGRAMS</b>						
Grants to Local Educational Agencies (ESEA Title I-A)	\$67,743	\$67,514	\$129,848	<b>(\$62,334)</b>	22,104	/ a
Impact Aid Basic Support Payments (ESEA VIII 8003(b))	\$40	\$39	\$62	<b>(\$23)</b>	231	/ b
Improving Teacher Quality State Grants (ESEA II-A)	\$13,977	\$13,833	\$15,253	<b>(\$1,420)</b>	53	/ c
Educational Technology State Grants (ESEA II-D-1 and 2)	\$1,102	\$600	\$2,218	<b>(\$1,617)</b>	37,674	/ d
21st Century Community Learning Centers (ESEA IV-B)	n/a	n/a	n/a	<b>n/a</b>	n/a	/ e
State Grants for Innovative Programs (ESEA V-A)	\$446	\$223	\$1,293	<b>(\$1,070)</b>	117,587	/ f
Rural Education (ESEA VI-B)	\$14	\$14	\$25	<b>(\$11)</b>	113	/ g
Safe and Drug-Free Schools/Communities (ESEA IV-A-1)	\$1,325	\$1,044	\$1,973	<b>(\$929)</b>	67,536	/ h
English Language Acquisition State Grants (ESEA III-A)	\$170	\$125	\$140	<b>(\$15)</b>	106	/ i
<b>Subtotal, NCLB Act Programs</b>	<b>\$84,818</b>	<b>\$83,392</b>	<b>\$150,811</b>	<b>(\$67,420)</b>	(non additive)	
Special Education Grants to States (IDEA Part B-611)	\$28,212	\$28,050	\$39,056	<b>(\$11,006)</b>	5,662	/ j
Vocational Education State Grants (VTEA Title I)	\$4,430	\$4,384	\$13,668	<b>(\$9,284)</b>	38,128	/ k
Federal Pell Grants (HEA IV-A-1)	\$82,676	\$84,072	\$131,343	<b>(\$47,271)</b>	11,210	/ l
Supplemental Educational Opportunity Grants (HEA IV-A-3)	\$3,683	\$3,647	\$16,163	<b>(\$12,516)</b>	4,648	/ m
Federal Work-Study (HEA IV-C)	\$5,409	\$5,355	\$18,694	<b>(\$13,339)</b>	2,851	/ m
Head Start (section 639, Head Start Act)	\$59,140	\$58,675	\$272,634	<b>(\$213,959)</b>	14,854	/ n



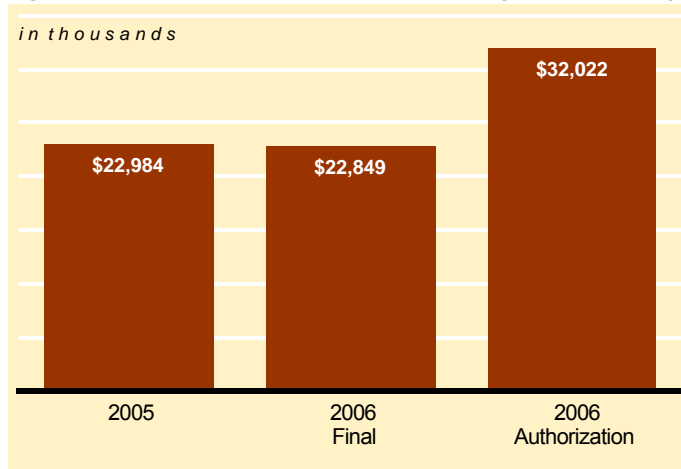
# Charles W. "Chip" Pickering

Congressional District 3, Mississippi

## Grants to Local Educational Agencies (TITLE I-A)



## Special Education Grants to States (IDEA Part B)



*(dollars in thousands)*

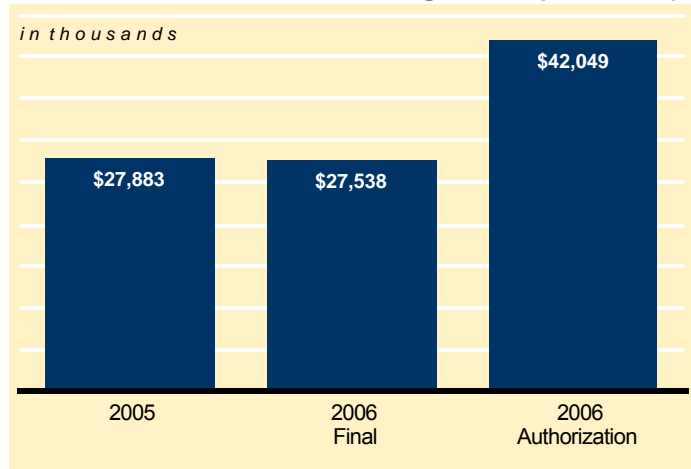
Federal Program	2005	2006 Final	2006 Authorization	Funding Shortfall: Final vs. Authorization	Students Unserved or Teachers Unhired Due to Funding Shortfall	Notes
<b>SELECTED NO CHILD LEFT BEHIND (NCLB) ACT PROGRAMS</b>						
Grants to Local Educational Agencies (ESEA Title I-A)	\$36,996	\$36,730	\$64,120	<b>(\$27,390)</b>	13,502	/ a
Impact Aid Basic Support Payments (ESEA VIII 8003(b))	\$945	\$927	\$1,480	<b>(\$553)</b>	1,018	/ b
Improving Teacher Quality State Grants (ESEA II-A)	\$9,233	\$9,139	\$10,066	<b>(\$927)</b>	34	/ c
Educational Technology State Grants (ESEA II-D-1 and 2)	\$673	\$367	\$1,355	<b>(\$988)</b>	23,013	/ d
21st Century Community Learning Centers (ESEA IV-B)	n/a	n/a	n/a	<b>n/a</b>	n/a	/ e
State Grants for Innovative Programs (ESEA V-A)	\$397	\$198	\$1,151	<b>(\$953)</b>	104,421	/ f
Rural Education (ESEA VI-B)	\$0	\$0	\$0	<b>\$0</b>	0	/ g
Safe and Drug-Free Schools/Communities (ESEA IV-A-1)	\$929	\$731	\$1,382	<b>(\$651)</b>	59,974	/ h
English Language Acquisition State Grants (ESEA III-A)	\$258	\$189	\$212	<b>(\$23)</b>	160	/ i
<b>Subtotal, NCLB Act Programs</b>	<b>\$49,430</b>	<b>\$48,281</b>	<b>\$79,767</b>	<b>(\$31,486)</b>	(non additive)	
Special Education Grants to States (IDEA Part B-611)	\$22,984	\$22,849	\$32,022	<b>(\$9,173)</b>	4,480	/ j
Vocational Education State Grants (VTEA Title I)	\$2,657	\$2,629	\$8,197	<b>(\$5,568)</b>	22,866	/ k
Federal Pell Grants (HEA IV-A-1)	\$43,254	\$43,984	\$68,716	<b>(\$24,731)</b>	5,865	/ l
Supplemental Educational Opportunity Grants (HEA IV-A-3)	\$1,303	\$1,290	\$5,719	<b>(\$4,429)</b>	1,645	/ m
Federal Work-Study (HEA IV-C)	\$1,921	\$1,902	\$6,640	<b>(\$4,738)</b>	1,013	/ m
Head Start (section 639, Head Start Act)	\$36,589	\$36,302	\$168,676	<b>(\$132,375)</b>	9,190	/ n



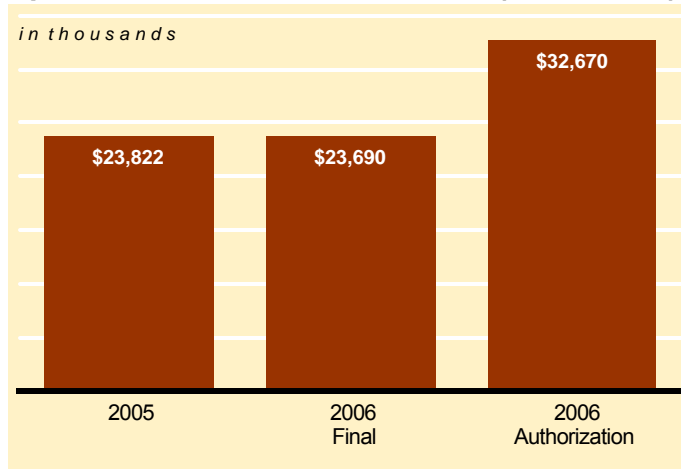
# Gene Taylor

Congressional District 4, Mississippi

## Grants to Local Educational Agencies (TITLE I-A)



## Special Education Grants to States (IDEA Part B)



*(dollars in thousands)*

Federal Program	2005	2006 Final	2006 Authorization	Funding Shortfall: Final vs. Authorization	Students Unserved or Teachers Unhired Due to Funding Shortfall	Notes
<b>SELECTED NO CHILD LEFT BEHIND (NCLB) ACT PROGRAMS</b>						
Grants to Local Educational Agencies (ESEA Title I-A)	\$27,883	\$27,538	\$42,049	(\$14,511)	11,730	/ a
Impact Aid Basic Support Payments (ESEA VIII 8003(b))	\$2,952	\$2,897	\$4,626	(\$1,729)	1,617	/ b
Improving Teacher Quality State Grants (ESEA II-A)	\$8,310	\$8,226	\$9,057	(\$832)	31	/ c
Educational Technology State Grants (ESEA II-D-1 and 2)	\$585	\$319	\$1,177	(\$858)	19,992	/ d
21st Century Community Learning Centers (ESEA IV-B)	n/a	n/a	n/a	n/a	n/a	/ e
State Grants for Innovative Programs (ESEA V-A)	\$392	\$196	\$1,137	(\$941)	104,165	/ f
Rural Education (ESEA VI-B)	\$20	\$20	\$35	(\$15)	157	/ g
Safe and Drug-Free Schools/Communities (ESEA IV-A-1)	\$856	\$674	\$1,274	(\$600)	59,827	/ h
English Language Acquisition State Grants (ESEA III-A)	\$212	\$155	\$174	(\$19)	131	/ i
<b>Subtotal, NCLB Act Programs</b>	<b>\$41,211</b>	<b>\$40,025</b>	<b>\$59,530</b>	<b>(\$19,506)</b>	(non additive)	
Special Education Grants to States (IDEA Part B-611)	\$23,822	\$23,690	\$32,670	(\$8,980)	4,982	/ j
Vocational Education State Grants (VTEA Title I)	\$2,679	\$2,652	\$8,267	(\$5,615)	23,060	/ k
Federal Pell Grants (HEA IV-A-1)	\$49,302	\$50,134	\$78,323	(\$28,189)	6,685	/ l
Supplemental Educational Opportunity Grants (HEA IV-A-3)	\$2,284	\$2,261	\$10,021	(\$7,760)	2,882	/ m
Federal Work-Study (HEA IV-C)	\$2,698	\$2,671	\$9,326	(\$6,655)	1,422	/ m
Head Start (section 639, Head Start Act)	\$35,443	\$35,164	\$163,391	(\$128,227)	8,902	/ n