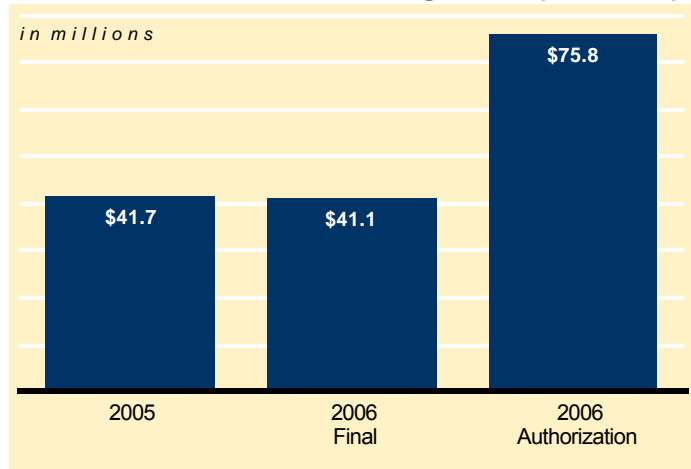
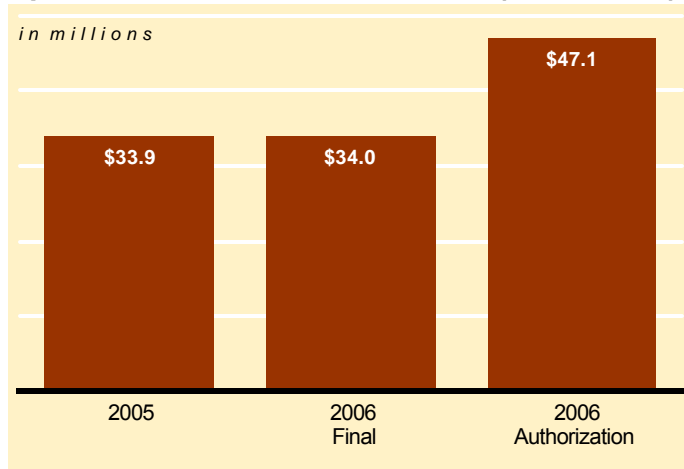


Montana

Grants to Local Educational Agencies (TITLE I-A)



Special Education Grants to States (IDEA Part B)



(dollars in millions)

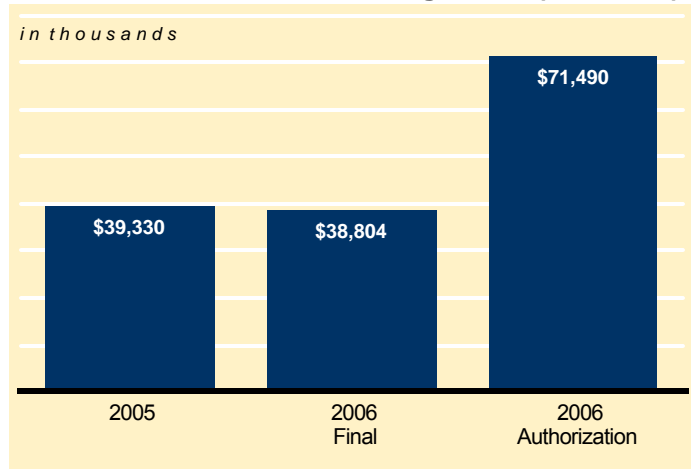
Federal Program	2005	2006 Final	2006 Authorization	Funding Shortfall: Final vs. Authorization	Students Unserved or Teachers Unhired Due to Funding Shortfall	Notes
SELECTED NO CHILD LEFT BEHIND (NCLB) ACT PROGRAMS						
Grants to Local Educational Agencies (ESEA Title I-A)	\$41.7	\$41.1	\$75.8	(\$34.6)	12,525	/ a
Impact Aid Basic Support Payments (ESEA VIII 8003(b))	\$41.0	\$42.1	\$67.3	(\$25.1)	3,919	/ b
Improving Teacher Quality State Grants (ESEA II-A)	\$13.9	\$13.8	\$15.1	(\$1.4)	55	/ c
Educational Technology State Grants (ESEA II-D-1 and 2)	\$2.4	\$1.3	\$4.8	(\$3.5)	19,977	/ d
21st Century Community Learning Centers (ESEA IV-B)	\$4.9	\$4.8	\$11.0	(\$6.2)	3,694	/ e
State Grants for Innovative Programs (ESEA V-A)	\$1.0	\$0.5	\$2.7	(\$2.2)	124,865	/ f
Rural Education (ESEA VI-B)	\$5.4	\$5.4	\$9.6	(\$4.2)	40,929	/ g
Safe and Drug-Free Schools/Communities (ESEA IV-A-1)	\$2.1	\$1.7	\$3.2	(\$1.5)	71,716	/ h
English Language Acquisition State Grants (ESEA III-A)	\$0.5	\$0.5	\$0.6	(\$0.1)	693	/ i
Subtotal, NCLB Act Programs	\$112.9	\$111.2	\$190.0	(\$78.9)	(non additive)	
Special Education Grants to States (IDEA Part B-611)	\$33.9	\$34.0	\$47.1	(\$13.2)	5,594	/ j
Vocational Education State Grants (VTEA Title I)	\$5.5	\$5.5	\$17.0	(\$11.6)	39,328	/ k
Federal Pell Grants (HEA IV-A-1)	\$49.5	\$50.4	\$78.7	(\$28.3)	7,130	/ l
Supplemental Educational Opportunity Grants (HEA IV-A-3)	\$2.3	\$2.3	\$10.2	(\$7.9)	2,869	/ m
Federal Work-Study (HEA IV-C)	\$3.5	\$3.5	\$12.1	(\$8.6)	1,953	/ m
Head Start (section 639, Head Start Act)	\$21.0	\$20.8	\$96.6	(\$75.8)	10,236	/ n



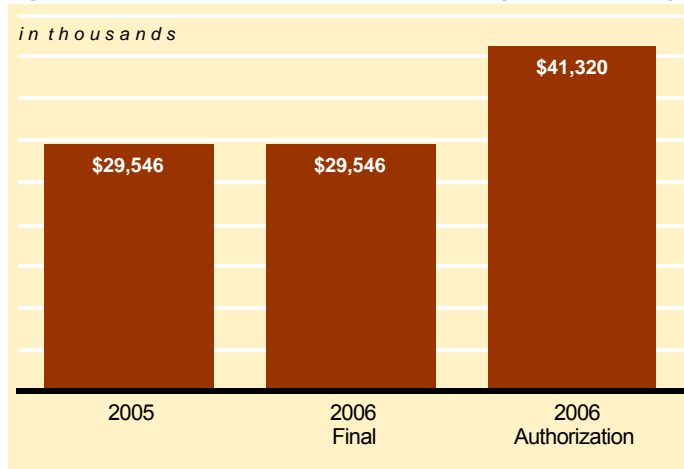
Dennis R. Rehberg

Congressional District (at Large), Montana

Grants to Local Educational Agencies (TITLE I-A)



Special Education Grants to States (IDEA Part B)



(dollars in thousands)

Federal Program	2005	2006 Final	2006 Authorization	Funding Shortfall: Final vs. Authorization	Students Unserved or Teachers Unhired Due to Funding Shortfall	Notes
SELECTED NO CHILD LEFT BEHIND (NCLB) ACT PROGRAMS						
Grants to Local Educational Agencies (ESEA Title I-A)	\$39,330	\$38,804	\$71,490	(\$32,686)	12,525	/ a
Impact Aid Basic Support Payments (ESEA VIII 8003(b))	\$40,971	\$42,128	\$67,262	(\$25,134)	3,919	/ b
Improving Teacher Quality State Grants (ESEA II-A)	\$12,870	\$12,738	\$14,040	(\$1,301)	55	/ c
Educational Technology State Grants (ESEA II-D-1 and 2)	\$1,140	\$621	\$2,294	(\$1,673)	19,977	/ d
21st Century Community Learning Centers (ESEA IV-B)	n/a	n/a	n/a	n/a	n/a	/ e
State Grants for Innovative Programs (ESEA V-A)	\$837	\$418	\$2,034	(\$1,617)	124,865	/ f
Rural Education (ESEA VI-B)	\$5,419	\$5,365	\$9,533	(\$4,168)	40,929	/ g
Safe and Drug-Free Schools/Communities (ESEA IV-A-1)	\$1,588	\$1,251	\$2,365	(\$1,114)	71,716	/ h
English Language Acquisition State Grants (ESEA III-A)	\$404	\$404	\$448	(\$45)	693	/ i
Subtotal, NCLB Act Programs	\$102,560	\$101,728	\$169,466	(\$67,738)	(non additive)	
Special Education Grants to States (IDEA Part B-611)	\$29,546	\$29,546	\$41,320	(\$11,774)	5,594	/ j
Vocational Education State Grants (VTEA Title I)	\$4,689	\$4,641	\$14,467	(\$9,826)	39,328	/ k
Federal Pell Grants (HEA IV-A-1)	\$49,500	\$50,400	\$78,700	(\$28,300)	7,184	/ l
Supplemental Educational Opportunity Grants (HEA IV-A-3)	\$2,331	\$2,307	\$10,226	(\$7,919)	2,869	/ m
Federal Work-Study (HEA IV-C)	\$3,506	\$3,471	\$12,119	(\$8,647)	1,953	/ m
Head Start (section 639, Head Start Act)	\$20,954	\$20,789	\$96,598	(\$75,809)	10,236	/ n