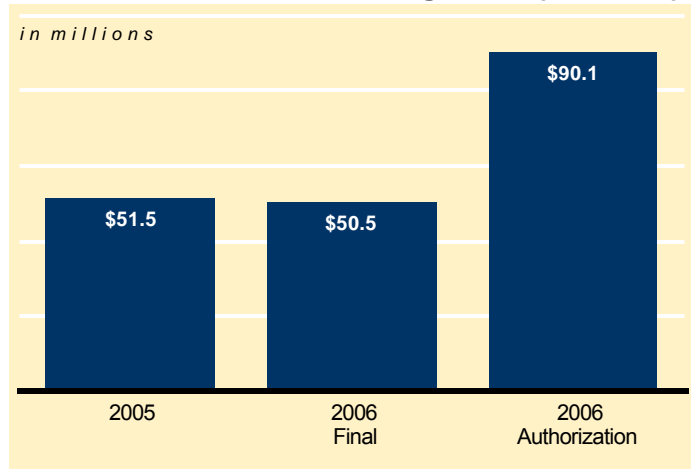
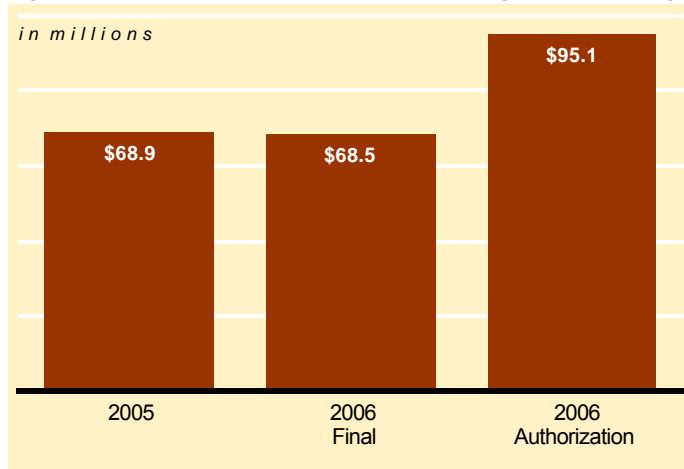


Nebraska

Grants to Local Educational Agencies (TITLE I-A)



Special Education Grants to States (IDEA Part B)



(dollars in millions)

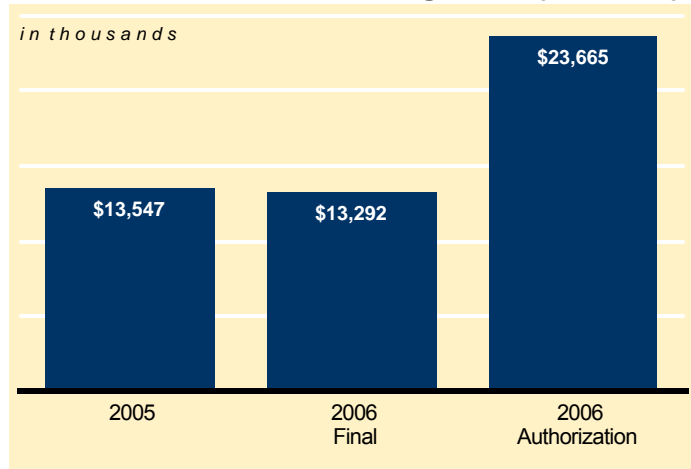
Federal Program	2005	2006 Final	2006 Authorization	Funding Shortfall: Final vs. Authorization	Students Unserved or Teachers Unhired Due to Funding Shortfall	Notes
SELECTED NO CHILD LEFT BEHIND (NCLB) ACT PROGRAMS						
Grants to Local Educational Agencies (ESEA Title I-A)	\$51.5	\$50.5	\$90.1	(\$39.5)	16,592	/ a
Impact Aid Basic Support Payments (ESEA VIII 8003(b))	\$19.5	\$20.2	\$32.3	(\$12.1)	2,336	/ b
Improving Teacher Quality State Grants (ESEA II-A)	\$14.2	\$14.0	\$15.4	(\$1.4)	47	/ c
Educational Technology State Grants (ESEA II-D-1 and 2)	\$2.4	\$1.3	\$4.8	(\$3.5)	27,561	/ d
21st Century Community Learning Centers (ESEA IV-B)	\$4.9	\$4.8	\$11.0	(\$6.2)	3,694	/ e
State Grants for Innovative Programs (ESEA V-A)	\$1.1	\$0.6	\$3.1	(\$2.5)	248,954	/ f
Rural Education (ESEA VI-B)	\$7.8	\$7.7	\$13.8	(\$6.0)	55,838	/ g
Safe and Drug-Free Schools/Communities (ESEA IV-A-1)	\$2.1	\$1.7	\$3.2	(\$1.5)	142,987	/ h
English Language Acquisition State Grants (ESEA III-A)	\$2.1	\$2.5	\$2.8	(\$0.3)	1,696	/ i
Subtotal, NCLB Act Programs	\$105.7	\$103.4	\$176.5	(\$73.1)	(non additive)	
Special Education Grants to States (IDEA Part B-611)	\$68.9	\$68.5	\$95.1	(\$26.6)	12,827	/ j
Vocational Education State Grants (VTEA Title I)	\$7.5	\$7.4	\$23.0	(\$15.6)	53,285	/ k
Federal Pell Grants (HEA IV-A-1)	\$70.8	\$72.1	\$112.6	(\$40.5)	11,712	/ l
Supplemental Educational Opportunity Grants (HEA IV-A-3)	\$4.7	\$4.6	\$20.5	(\$15.9)	5,773	/ m
Federal Work-Study (HEA IV-C)	\$5.9	\$5.8	\$20.4	(\$14.5)	3,497	/ m
Head Start (section 639, Head Start Act)	\$36.1	\$35.8	\$166.3	(\$130.5)	13,010	/ n



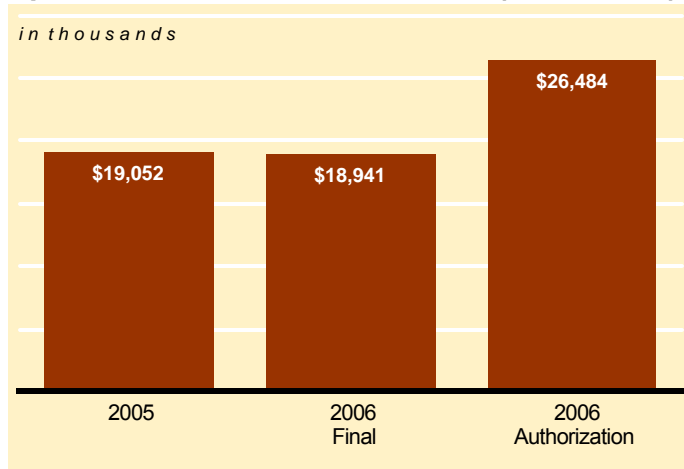
Jeff Fortenberry

Congressional District 1, Nebraska

Grants to Local Educational Agencies (TITLE I-A)



Special Education Grants to States (IDEA Part B)



(dollars in thousands)

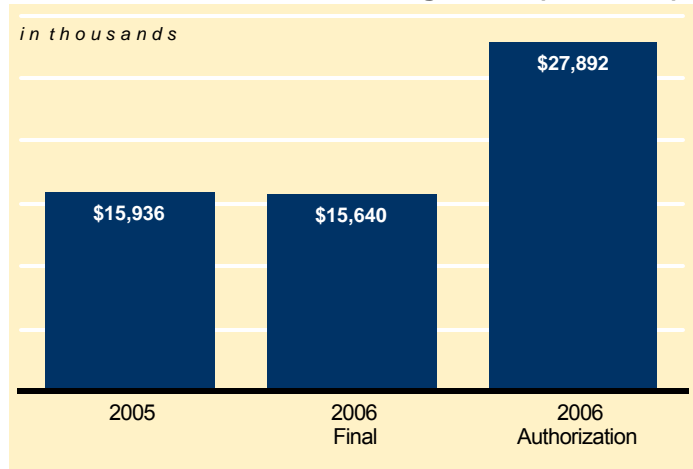
Federal Program	2005	2006 Final	2006 Authorization	Funding Shortfall: Final vs. Authorization	Students Unserved or Teachers Unhired Due to Funding Shortfall	Notes
SELECTED NO CHILD LEFT BEHIND (NCLB) ACT PROGRAMS						
Grants to Local Educational Agencies (ESEA Title I-A)	\$13,547	\$13,292	\$23,665	(\$10,373)	4,618	/ a
Impact Aid Basic Support Payments (ESEA VIII 8003(b))	\$3,272	\$3,387	\$5,407	(\$2,020)	301	/ b
Improving Teacher Quality State Grants (ESEA II-A)	\$3,793	\$3,755	\$4,136	(\$381)	14	/ c
Educational Technology State Grants (ESEA II-D-1 and 2)	\$317	\$173	\$638	(\$466)	7,671	/ d
21st Century Community Learning Centers (ESEA IV-B)	n/a	n/a	n/a	n/a	n/a	/ e
State Grants for Innovative Programs (ESEA V-A)	\$297	\$148	\$861	(\$712)	80,217	/ f
Rural Education (ESEA VI-B)	\$1,775	\$1,757	\$3,123	(\$1,365)	12,746	/ g
Safe and Drug-Free Schools/Communities (ESEA IV-A-1)	\$470	\$370	\$700	(\$330)	46,073	/ h
English Language Acquisition State Grants (ESEA III-A)	\$581	\$682	\$765	(\$83)	558	/ i
Subtotal, NCLB Act Programs	\$24,053	\$23,564	\$39,295	(\$15,731)	(non additive)	
Special Education Grants to States (IDEA Part B-611)	\$19,052	\$18,941	\$26,484	(\$7,543)	3,989	/ j
Vocational Education State Grants (VTEA Title I)	\$2,115	\$2,093	\$6,525	(\$4,432)	18,951	/ k
Federal Pell Grants (HEA IV-A-1)	\$31,162	\$31,735	\$49,561	(\$17,826)	5,194	/ l
Supplemental Educational Opportunity Grants (HEA IV-A-3)	\$2,210	\$2,188	\$9,698	(\$7,510)	2,728	/ m
Federal Work-Study (HEA IV-C)	\$2,323	\$2,300	\$8,029	(\$5,729)	1,378	/ m
Head Start (section 639, Head Start Act)	\$10,621	\$10,538	\$48,964	(\$38,426)	3,831	/ n



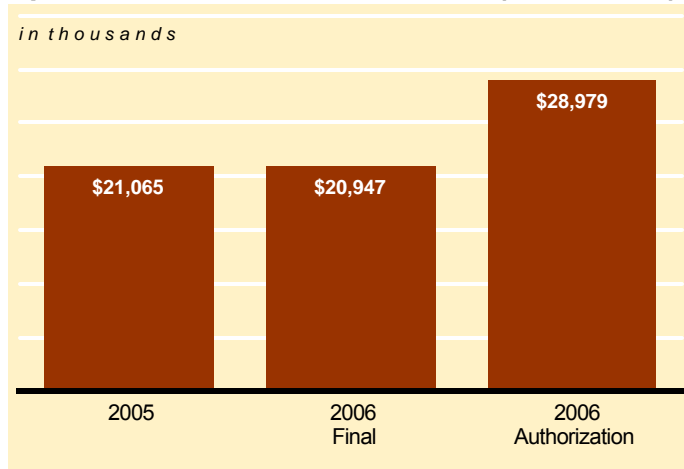
Lee Terry

Congressional District 2, Nebraska

Grants to Local Educational Agencies (TITLE I-A)




Special Education Grants to States (IDEA Part B)



(dollars in thousands)

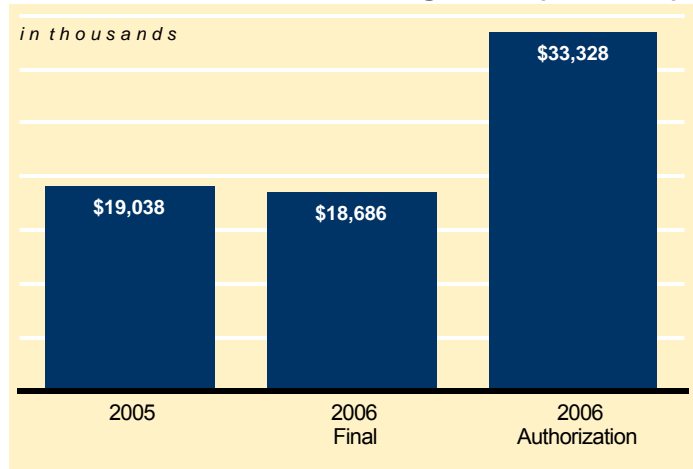
Federal Program	2005	2006 Final	2006 Authorization	Funding Shortfall: Final vs. Authorization	Students Unserved or Teachers Unhired Due to Funding Shortfall	Notes
SELECTED NO CHILD LEFT BEHIND (NCLB) ACT PROGRAMS						
Grants to Local Educational Agencies (ESEA Title I-A)	\$15,936	\$15,640	\$27,892	(\$12,252)	5,455	/ a
Impact Aid Basic Support Payments (ESEA VIII 8003(b))	\$15,142	\$15,673	\$25,024	(\$9,351)	1,941	/ b
Improving Teacher Quality State Grants (ESEA II-A)	\$4,345	\$4,301	\$4,740	(\$439)	16	/ c
Educational Technology State Grants (ESEA II-D-1 and 2)	\$375	\$204	\$754	(\$550)	9,061	/ d
21st Century Community Learning Centers (ESEA IV-B)	n/a	n/a	n/a	n/a	n/a	/ e
State Grants for Innovative Programs (ESEA V-A)	\$317	\$158	\$917	(\$759)	83,991	/ f
Rural Education (ESEA VI-B)	\$79	\$79	\$140	(\$61)	570	/ g
Safe and Drug-Free Schools/Communities (ESEA IV-A-1)	\$528	\$416	\$786	(\$370)	48,240	/ h
English Language Acquisition State Grants (ESEA III-A)	\$632	\$741	\$831	(\$90)	642	/ i
Subtotal, NCLB Act Programs	\$37,354	\$37,212	\$61,083	(\$23,871)	(non additive)	
Special Education Grants to States (IDEA Part B-611)	\$21,065	\$20,947	\$28,979	(\$8,032)	4,580	/ j
Vocational Education State Grants (VTEA Title I)	\$1,877	\$1,858	\$5,791	(\$3,934)	16,820	/ k
Federal Pell Grants (HEA IV-A-1)	\$21,547	\$21,943	\$34,269	(\$12,326)	3,591	/ l
Supplemental Educational Opportunity Grants (HEA IV-A-3)	\$1,822	\$1,804	\$7,997	(\$6,193)	2,249	/ m
Federal Work-Study (HEA IV-C)	\$2,538	\$2,512	\$8,770	(\$6,258)	1,505	/ m
Head Start (section 639, Head Start Act)	\$12,164	\$12,068	\$56,075	(\$44,007)	4,388	/ n



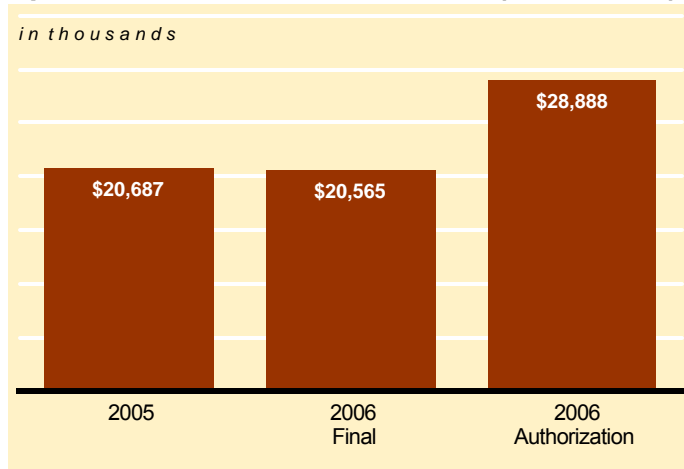
Tom Osborne

Congressional District 3, Nebraska

Grants to Local Educational Agencies (TITLE I-A)



Special Education Grants to States (IDEA Part B)



(dollars in thousands)

Federal Program	2005	2006 Final	2006 Authorization	Funding Shortfall: Final vs. Authorization	Students Unserved or Teachers Unhired Due to Funding Shortfall	Notes
SELECTED NO CHILD LEFT BEHIND (NCLB) ACT PROGRAMS						
Grants to Local Educational Agencies (ESEA Title I-A)	\$19,038	\$18,686	\$33,328	(\$14,642)	6,519	/ a
Impact Aid Basic Support Payments (ESEA VIII 8003(b))	\$1,115	\$1,154	\$1,843	(\$689)	95	/ b
Improving Teacher Quality State Grants (ESEA II-A)	\$4,995	\$4,943	\$5,451	(\$508)	18	/ c
Educational Technology State Grants (ESEA II-D-1 and 2)	\$448	\$244	\$901	(\$657)	10,829	/ d
21st Century Community Learning Centers (ESEA IV-B)	n/a	n/a	n/a	n/a	n/a	/ e
State Grants for Innovative Programs (ESEA V-A)	\$328	\$164	\$950	(\$786)	84,746	/ f
Rural Education (ESEA VI-B)	\$5,890	\$5,831	\$10,361	(\$4,530)	42,290	/ g
Safe and Drug-Free Schools/Communities (ESEA IV-A-1)	\$591	\$465	\$879	(\$414)	48,673	/ h
English Language Acquisition State Grants (ESEA III-A)	\$518	\$607	\$681	(\$74)	496	/ i
Subtotal, NCLB Act Programs	\$32,922	\$32,094	\$54,395	(\$22,301)	(non additive)	
Special Education Grants to States (IDEA Part B-611)	\$20,687	\$20,565	\$28,888	(\$8,323)	4,258	/ j
Vocational Education State Grants (VTEA Title I)	\$1,954	\$1,934	\$6,030	(\$4,096)	17,514	/ k
Federal Pell Grants (HEA IV-A-1)	\$18,090	\$18,422	\$28,771	(\$10,348)	3,015	/ l
Supplemental Educational Opportunity Grants (HEA IV-A-3)	\$645	\$639	\$2,830	(\$2,192)	796	/ m
Federal Work-Study (HEA IV-C)	\$1,036	\$1,026	\$3,582	(\$2,556)	615	/ m
Head Start (section 639, Head Start Act)	\$13,281	\$13,177	\$61,226	(\$48,049)	4,791	/ n