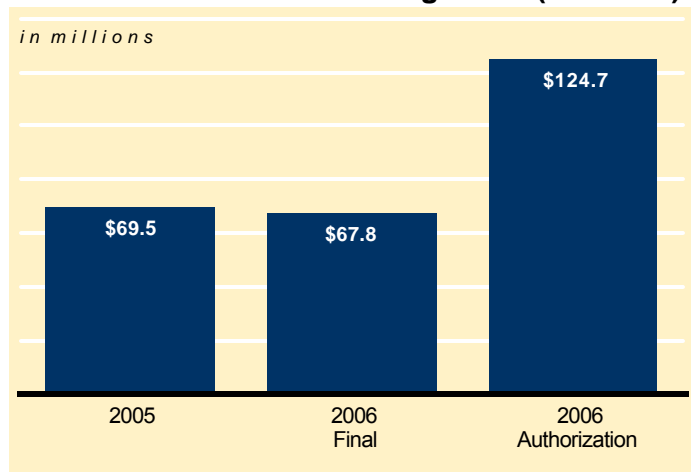
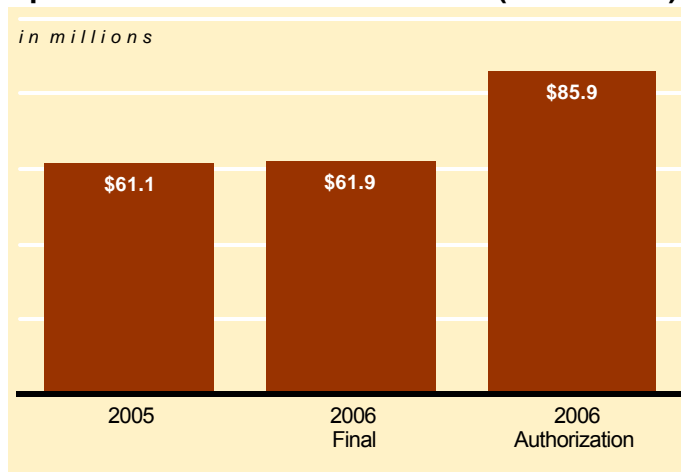


Nevada

Grants to Local Educational Agencies (TITLE I-A)



Special Education Grants to States (IDEA Part B)



(dollars in millions)

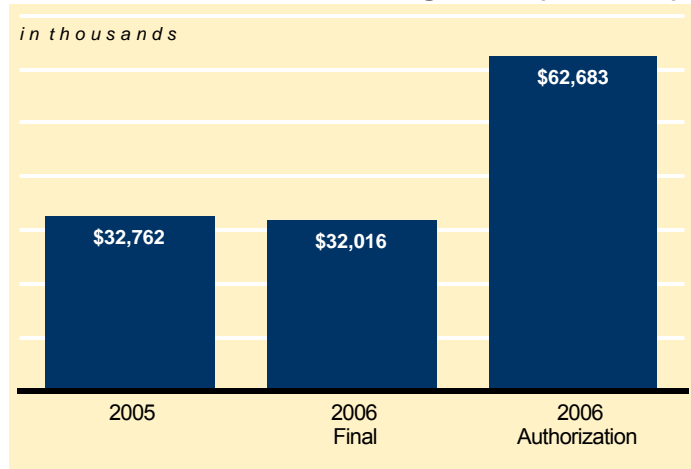
Federal Program	2005	2006 Final	2006 Authorization	Funding Shortfall: Final vs. Authorization	Students Unserviced Due to Funding Shortfall	Notes
SELECTED NO CHILD LEFT BEHIND (NCLB) ACT PROGRAMS						
Grants to Local Educational Agencies (ESEA Title I-A)	\$69.5	\$67.8	\$124.7	(\$56.8)	24,508	/ a
Impact Aid Basic Support Payments (ESEA VIII 8003(b))	\$3.8	\$3.7	\$6.0	(\$2.2)	4,805	/ b
Improving Teacher Quality State Grants (ESEA II-A)	\$15.2	\$15.0	\$16.5	(\$1.5)	43	/ c
Educational Technology State Grants (ESEA II-D-1 and 2)	\$2.6	\$1.4	\$5.3	(\$3.8)	39,203	/ d
21st Century Community Learning Centers (ESEA IV-B)	\$5.1	\$5.1	\$11.7	(\$6.6)	3,919	/ e
State Grants for Innovative Programs (ESEA V-A)	\$1.5	\$0.8	\$4.3	(\$3.5)	314,618	/ f
Rural Education (ESEA VI-B)	\$0.1	\$0.1	\$0.1	(\$0.1)	1,510	/ g
Safe and Drug-Free Schools/Communities (ESEA IV-A-1)	\$2.1	\$1.7	\$3.2	(\$1.5)	180,700	/ h
English Language Acquisition State Grants (ESEA III-A)	\$6.9	\$9.0	\$10.1	(\$1.1)	6,393	/ i
Subtotal, NCLB Act Programs	\$106.8	\$104.7	\$181.8	(\$77.2)	(non additive)	
Special Education Grants to States (IDEA Part B-611)	\$61.1	\$61.9	\$85.9	(\$24.0)	13,011	/ j
Vocational Education State Grants (VTEA Title I)	\$8.1	\$8.0	\$24.9	(\$16.9)	43,696	/ k
Federal Pell Grants (HEA IV-A-1)	\$42.0	\$42.8	\$66.8	(\$24.0)	6,864	/ l
Supplemental Educational Opportunity Grants (HEA IV-A-3)	\$1.4	\$1.3	\$6.0	(\$4.6)	2,442	/ m
Federal Work-Study (HEA IV-C)	\$1.8	\$1.7	\$6.1	(\$4.3)	1,315	/ m
Head Start (section 639, Head Start Act)	\$24.0	\$23.8	\$110.4	(\$86.7)	22,313	/ n



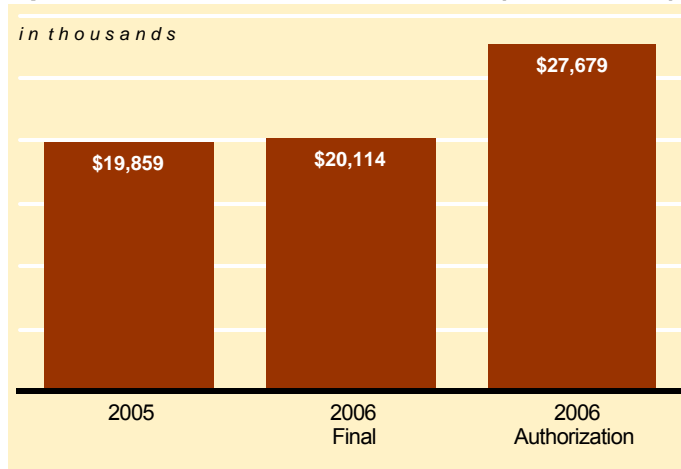
Shelley Berkley

Congressional District 1, Nevada

Grants to Local Educational Agencies (TITLE I-A)



Special Education Grants to States (IDEA Part B)



(dollars in thousands)

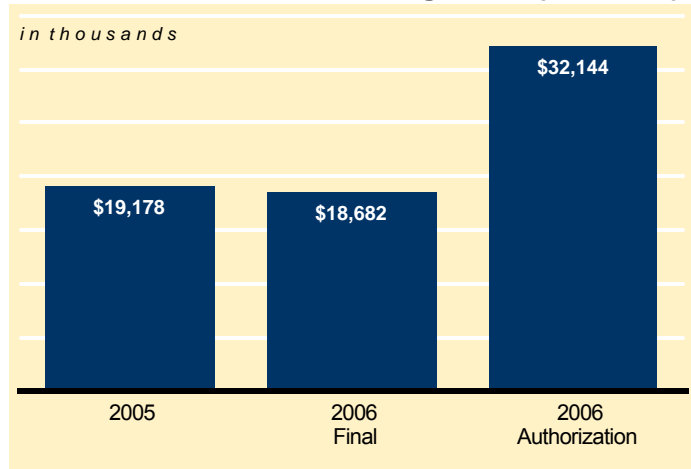
Federal Program	2005	2006 Final	2006 Authorization	Funding Shortfall: Final vs. Authorization	Students Unserved or Teachers Unhired Due to Funding Shortfall	Notes
SELECTED NO CHILD LEFT BEHIND (NCLB) ACT PROGRAMS						
Grants to Local Educational Agencies (ESEA Title I-A)	\$32,762	\$32,016	\$62,683	(\$30,666)	11,140	/ a
Impact Aid Basic Support Payments (ESEA VIII 8003(b))	\$0	\$0	\$0	\$0	0	/ b
Improving Teacher Quality State Grants (ESEA II-A)	\$5,989	\$5,927	\$6,539	(\$612)	18	/ c
Educational Technology State Grants (ESEA II-D-1 and 2)	\$564	\$307	\$1,134	(\$827)	17,820	/ d
21st Century Community Learning Centers (ESEA IV-B)	n/a	n/a	n/a	n/a	n/a	/ e
State Grants for Innovative Programs (ESEA V-A)	\$437	\$218	\$1,300	(\$1,082)	104,409	/ f
Rural Education (ESEA VI-B)	\$0	\$0	\$0	\$0	0	/ g
Safe and Drug-Free Schools/Communities (ESEA IV-A-1)	\$644	\$507	\$959	(\$452)	59,967	/ h
English Language Acquisition State Grants (ESEA III-A)	\$3,593	\$4,720	\$5,296	(\$576)	3,447	/ i
Subtotal, NCLB Act Programs	\$43,990	\$43,696	\$77,911	(\$34,214)	(non additive)	
Special Education Grants to States (IDEA Part B-611)	\$19,859	\$20,114	\$27,679	(\$7,566)	5,071	/ j
Vocational Education State Grants (VTEA Title I)	\$3,286	\$3,252	\$10,137	(\$6,886)	21,453	/ k
Federal Pell Grants (HEA IV-A-1)	\$27,351	\$27,872	\$43,502	(\$15,629)	4,504	/ l
Supplemental Educational Opportunity Grants (HEA IV-A-3)	\$790	\$782	\$3,466	(\$2,684)	1,419	/ m
Federal Work-Study (HEA IV-C)	\$1,071	\$1,060	\$3,702	(\$2,642)	802	/ m
Head Start (section 639, Head Start Act)	\$10,968	\$10,882	\$50,561	(\$39,680)	10,217	/ n



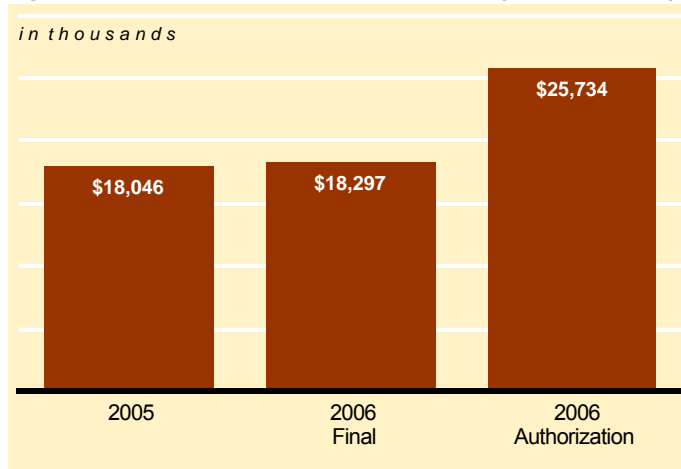
Jim Gibbons

Congressional District 2, Nevada

Grants to Local Educational Agencies (TITLE I-A)




Special Education Grants to States (IDEA Part B)



(dollars in thousands)

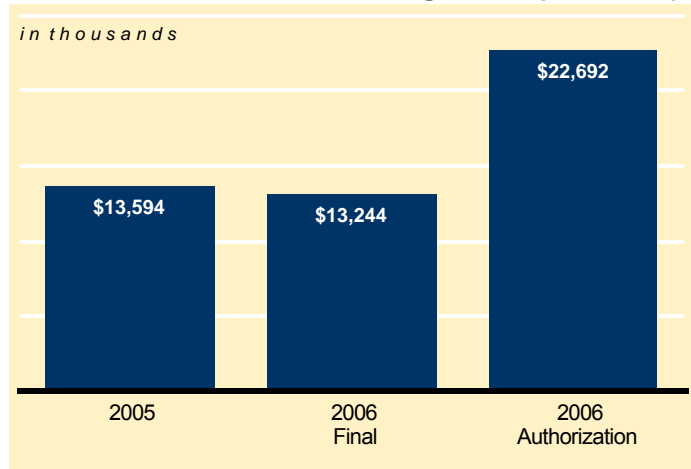
Federal Program	2005	2006 Final	2006 Authorization	Funding Shortfall: Final vs. Authorization	Students Unserved or Teachers Unhired Due to Funding Shortfall	Notes
SELECTED NO CHILD LEFT BEHIND (NCLB) ACT PROGRAMS						
Grants to Local Educational Agencies (ESEA Title I-A)	\$19,178	\$18,682	\$32,144	(\$13,462)	7,855	/ a
Impact Aid Basic Support Payments (ESEA VIII 8003(b))	\$3,484	\$3,420	\$5,460	(\$2,040)	2,649	/ b
Improving Teacher Quality State Grants (ESEA II-A)	\$4,599	\$4,552	\$5,014	(\$462)	14	/ c
Educational Technology State Grants (ESEA II-D-1 and 2)	\$398	\$217	\$800	(\$583)	12,565	/ d
21st Century Community Learning Centers (ESEA IV-B)	n/a	n/a	n/a	n/a	n/a	/ e
State Grants for Innovative Programs (ESEA V-A)	\$484	\$241	\$1,438	(\$1,197)	109,651	/ f
Rural Education (ESEA VI-B)	\$72	\$72	\$127	(\$56)	1,510	/ g
Safe and Drug-Free Schools/Communities (ESEA IV-A-1)	\$527	\$415	\$784	(\$369)	62,978	/ h
English Language Acquisition State Grants (ESEA III-A)	\$812	\$1,067	\$1,197	(\$130)	1,475	/ i
Subtotal, NCLB Act Programs	\$29,554	\$28,665	\$46,965	(\$18,300)	(non additive)	
Special Education Grants to States (IDEA Part B-611)	\$18,046	\$18,297	\$25,734	(\$7,437)	4,152	/ j
Vocational Education State Grants (VTEA Title I)	\$2,059	\$2,038	\$6,353	(\$4,315)	13,445	/ k
Federal Pell Grants (HEA IV-A-1)	\$10,772	\$10,977	\$17,132	(\$6,155)	1,774	/ l
Supplemental Educational Opportunity Grants (HEA IV-A-3)	\$489	\$484	\$2,147	(\$1,663)	879	/ m
Federal Work-Study (HEA IV-C)	\$654	\$647	\$2,260	(\$1,613)	490	/ m
Head Start (section 639, Head Start Act)	\$7,713	\$7,653	\$35,559	(\$27,906)	7,185	/ n



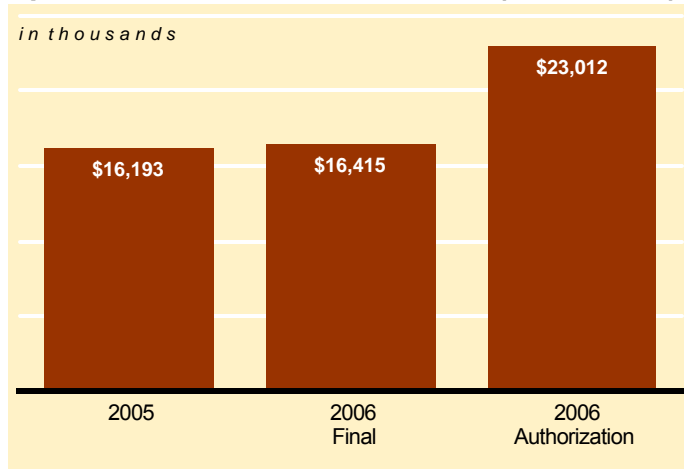
Jon C. Porter

Congressional District 3, Nevada

Grants to Local Educational Agencies (TITLE I-A)



Special Education Grants to States (IDEA Part B)



(dollars in thousands)

Federal Program	2005	2006 Final	2006 Authorization	Funding Shortfall: Final vs. Authorization	Students Unserved or Teachers Unhired Due to Funding Shortfall	Notes
SELECTED NO CHILD LEFT BEHIND (NCLB) ACT PROGRAMS						
Grants to Local Educational Agencies (ESEA Title I-A)	\$13,594	\$13,244	\$22,692	(\$9,448)	5,513	/ a
Impact Aid Basic Support Payments (ESEA VIII 8003(b))	\$334	\$327	\$523	(\$195)	2,156	/ b
Improving Teacher Quality State Grants (ESEA II-A)	\$3,479	\$3,444	\$3,790	(\$346)	10	/ c
Educational Technology State Grants (ESEA II-D-1 and 2)	\$279	\$152	\$561	(\$409)	8,819	/ d
21st Century Community Learning Centers (ESEA IV-B)	n/a	n/a	n/a	n/a	n/a	/ e
State Grants for Innovative Programs (ESEA V-A)	\$389	\$194	\$1,155	(\$961)	100,557	/ f
Rural Education (ESEA VI-B)	\$0	\$0	\$0	\$0	0	/ g
Safe and Drug-Free Schools/Communities (ESEA IV-A-1)	\$417	\$329	\$621	(\$293)	57,755	/ h
English Language Acquisition State Grants (ESEA III-A)	\$1,138	\$1,495	\$1,678	(\$183)	1,471	/ i
Subtotal, NCLB Act Programs	\$19,630	\$19,185	\$31,021	(\$11,835)	(non additive)	
Special Education Grants to States (IDEA Part B-611)	\$16,193	\$16,415	\$23,012	(\$6,597)	3,788	/ j
Vocational Education State Grants (VTEA Title I)	\$1,348	\$1,334	\$4,158	(\$2,824)	8,798	/ k
Federal Pell Grants (HEA IV-A-1)	\$3,877	\$3,951	\$6,166	(\$2,215)	638	/ l
Supplemental Educational Opportunity Grants (HEA IV-A-3)	\$80	\$79	\$352	(\$273)	144	/ m
Federal Work-Study (HEA IV-C)	\$30	\$30	\$104	(\$74)	22	/ m
Head Start (section 639, Head Start Act)	\$5,272	\$5,230	\$24,303	(\$19,073)	4,911	/ n