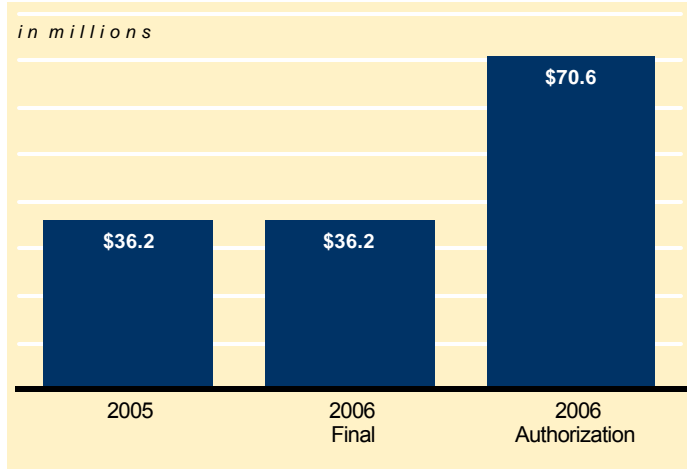


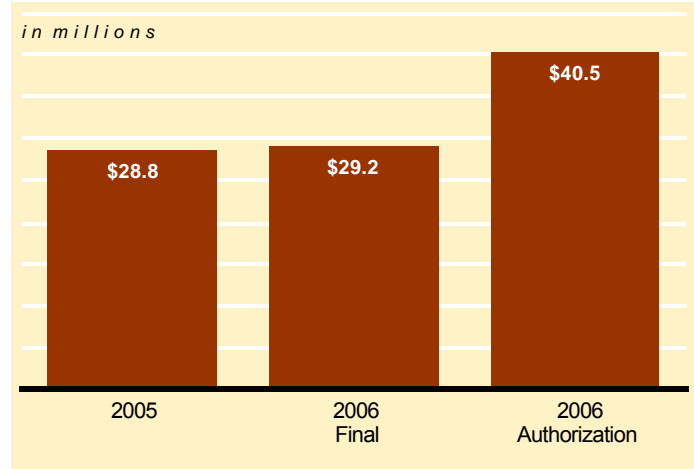


South Dakota

Grants to Local Educational Agencies (TITLE I-A)



Special Education Grants to States (IDEA Part B)



(dollars in millions)

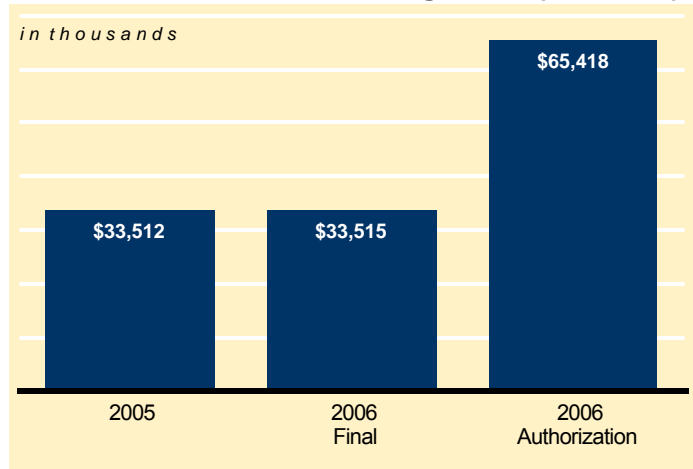
Federal Program	2005	2006 Final	2006 Authorization	Funding Shortfall: Final vs. Authorization	Students Unserviced Due to Funding Shortfall	Notes
SELECTED NO CHILD LEFT BEHIND (NCLB) ACT PROGRAMS						
Grants to Local Educational Agencies (ESEA Title I-A)	\$36.2	\$36.2	\$70.6	(\$34.4)	10,037	/ a
Impact Aid Basic Support Payments (ESEA VIII 8003(b))	\$41.3	\$42.6	\$68.0	(\$25.4)	3,139	/ b
Improving Teacher Quality State Grants (ESEA II-A)	\$13.9	\$13.8	\$15.1	(\$1.4)	52	/ c
Educational Technology State Grants (ESEA II-D-1 and 2)	\$2.4	\$1.3	\$4.8	(\$3.5)	15,009	/ d
21st Century Community Learning Centers (ESEA IV-B)	\$4.9	\$4.8	\$11.0	(\$6.2)	3,694	/ e
State Grants for Innovative Programs (ESEA V-A)	\$1.0	\$0.5	\$2.7	(\$2.2)	111,150	/ f
Rural Education (ESEA VI-B)	\$0.9	\$0.9	\$1.6	(\$0.7)	6,763	/ g
Safe and Drug-Free Schools/Communities (ESEA IV-A-1)	\$2.1	\$1.7	\$3.2	(\$1.5)	63,839	/ h
English Language Acquisition State Grants (ESEA III-A)	\$0.5	\$0.7	\$0.8	(\$0.1)	374	/ i
Subtotal, NCLB Act Programs	\$103.1	\$102.4	\$177.9	(\$75.5)	(non additive)	
Special Education Grants to States (IDEA Part B-611)	\$28.8	\$29.2	\$40.5	(\$11.3)	5,112	/ j
Vocational Education State Grants (VTEA Title I)	\$4.4	\$4.4	\$13.7	(\$9.3)	32,309	/ k
Federal Pell Grants (HEA IV-A-1)	\$43.9	\$44.6	\$69.7	(\$25.1)	6,708	/ l
Supplemental Educational Opportunity Grants (HEA IV-A-3)	\$3.4	\$3.3	\$14.7	(\$11.4)	3,978	/ m
Federal Work-Study (HEA IV-C)	\$4.5	\$4.4	\$15.5	(\$11.1)	2,580	/ m
Head Start (section 639, Head Start Act)	\$18.8	\$18.7	\$86.8	(\$68.1)	7,637	/ n



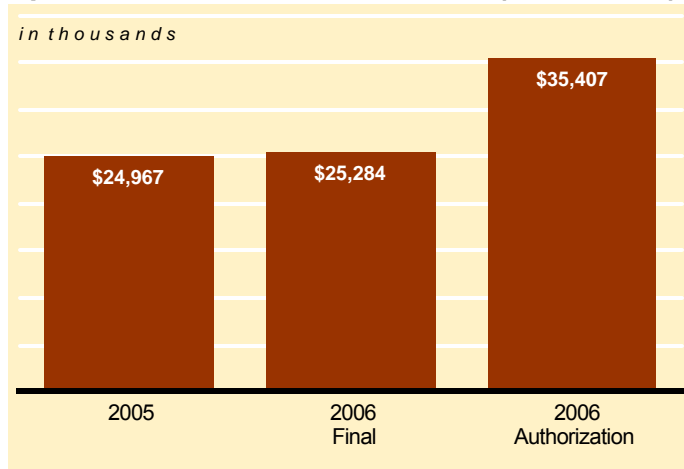
Stephanie Herseth

Congressional District (at Large), South Dakota

Grants to Local Educational Agencies (TITLE I-A)



Special Education Grants to States (IDEA Part B)



(dollars in thousands)

Federal Program	2005	2006 Final	2006 Authorization	Funding Shortfall: Final vs. Authorization	Students Unserved or Teachers Unhired Due to Funding Shortfall	Notes
SELECTED NO CHILD LEFT BEHIND (NCLB) ACT PROGRAMS						
Grants to Local Educational Agencies (ESEA Title I-A)	\$33,512	\$33,515	\$65,418	(\$31,902)	10,037	/ a
Impact Aid Basic Support Payments (ESEA VIII 8003(b))	\$41,262	\$42,608	\$68,028	(\$25,420)	3,139	/ b
Improving Teacher Quality State Grants (ESEA II-A)	\$12,870	\$12,738	\$14,040	(\$1,301)	52	/ c
Educational Technology State Grants (ESEA II-D-1 and 2)	\$1,140	\$621	\$2,294	(\$1,673)	15,009	/ d
21st Century Community Learning Centers (ESEA IV-B)	n/a	n/a	n/a	n/a	n/a	/ e
State Grants for Innovative Programs (ESEA V-A)	\$837	\$418	\$2,034	(\$1,617)	111,150	/ f
Rural Education (ESEA VI-B)	\$904	\$895	\$1,590	(\$695)	6,763	/ g
Safe and Drug-Free Schools/Communities (ESEA IV-A-1)	\$1,588	\$1,251	\$2,365	(\$1,114)	63,839	/ h
English Language Acquisition State Grants (ESEA III-A)	\$417	\$560	\$629	(\$68)	374	/ i
Subtotal, NCLB Act Programs	\$92,531	\$92,606	\$156,397	(\$63,791)	(non additive)	
Special Education Grants to States (IDEA Part B-611)	\$24,967	\$25,284	\$35,407	(\$10,123)	5,112	/ j
Vocational Education State Grants (VTEA Title I)	\$3,776	\$3,738	\$11,652	(\$7,914)	32,309	/ k
Federal Pell Grants (HEA IV-A-1)	\$43,900	\$44,600	\$69,700	(\$25,100)	6,759	/ l
Supplemental Educational Opportunity Grants (HEA IV-A-3)	\$3,352	\$3,319	\$14,709	(\$11,390)	3,978	/ m
Federal Work-Study (HEA IV-C)	\$4,482	\$4,437	\$15,491	(\$11,054)	2,580	/ m
Head Start (section 639, Head Start Act)	\$18,830	\$18,682	\$86,806	(\$68,124)	7,637	/ n