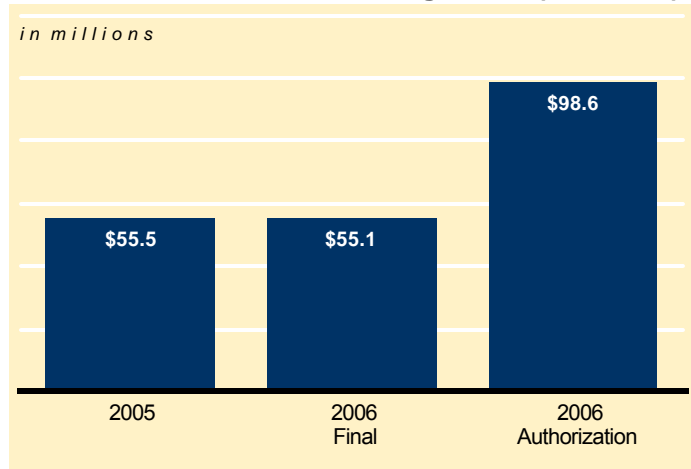
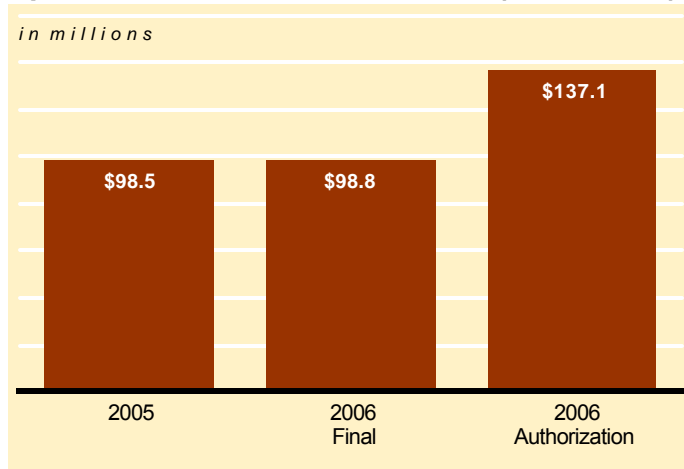


# Utah

## Grants to Local Educational Agencies (TITLE I-A)



## Special Education Grants to States (IDEA Part B)



*(dollars in millions)*

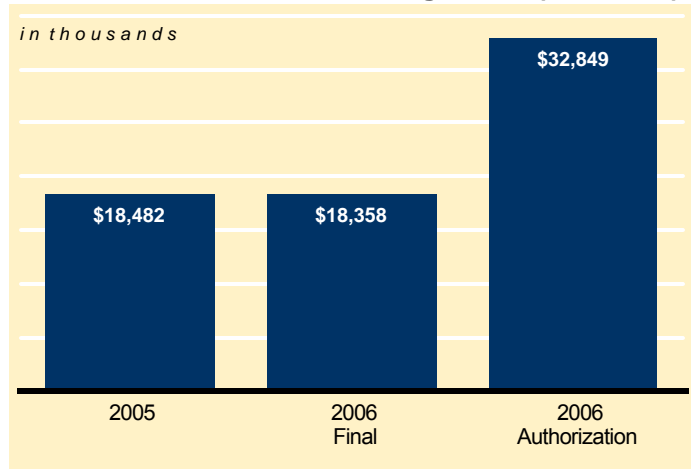
Federal Program	2005	2006 Final	2006 Authorization	Funding Shortfall: Final vs. Authorization	Students Unserved or Teachers Unhired Due to Funding Shortfall	Notes
<b>SELECTED NO CHILD LEFT BEHIND (NCLB) ACT PROGRAMS</b>						
Grants to Local Educational Agencies (ESEA Title I-A)	\$55.5	\$55.1	\$98.6	<b>(\$43.5)</b>	21,812	/ a
Impact Aid Basic Support Payments (ESEA VIII 8003(b))	\$9.7	\$9.9	\$15.8	<b>(\$5.9)</b>	6,027	/ b
Improving Teacher Quality State Grants (ESEA II-A)	\$18.7	\$18.5	\$20.4	<b>(\$1.8)</b>	63	/ c
Educational Technology State Grants (ESEA II-D-1 and 2)	\$2.4	\$1.3	\$4.8	<b>(\$3.5)</b>	36,077	/ d
21st Century Community Learning Centers (ESEA IV-B)	\$4.9	\$4.8	\$11.0	<b>(\$6.2)</b>	3,694	/ e
State Grants for Innovative Programs (ESEA V-A)	\$1.8	\$0.9	\$5.0	<b>(\$4.1)</b>	383,663	/ f
Rural Education (ESEA VI-B)	\$0.2	\$0.2	\$0.3	<b>(\$0.1)</b>	1,116	/ g
Safe and Drug-Free Schools/Communities (ESEA IV-A-1)	\$2.7	\$2.1	\$4.1	<b>(\$1.9)</b>	220,356	/ h
English Language Acquisition State Grants (ESEA III-A)	\$2.9	\$4.3	\$4.8	<b>(\$0.5)</b>	5,392	/ i
<b>Subtotal, NCLB Act Programs</b>	<b>\$98.7</b>	<b>\$97.2</b>	<b>\$164.8</b>	<b>(\$67.6)</b>	(non additive)	
Special Education Grants to States (IDEA Part B-611)	\$98.5	\$98.8	\$137.1	<b>(\$38.3)</b>	16,622	/ j
Vocational Education State Grants (VTEA Title I)	\$12.8	\$12.6	\$39.4	<b>(\$26.7)</b>	92,951	/ k
Federal Pell Grants (HEA IV-A-1)	\$149.6	\$152.2	\$237.7	<b>(\$85.5)</b>	23,189	/ l
Supplemental Educational Opportunity Grants (HEA IV-A-3)	\$4.0	\$3.9	\$17.3	<b>(\$13.4)</b>	5,585	/ m
Federal Work-Study (HEA IV-C)	\$4.5	\$4.4	\$15.4	<b>(\$11.0)</b>	3,196	/ m
Head Start (section 639, Head Start Act)	\$37.8	\$37.5	\$174.1	<b>(\$136.7)</b>	23,957	/ n



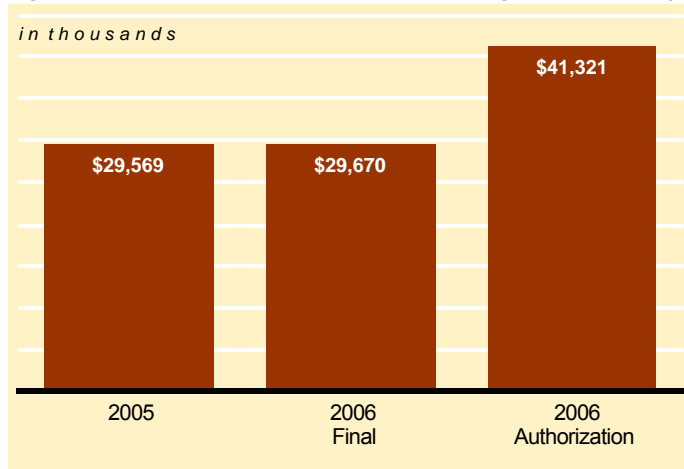
# Rob Bishop

## Congressional District 1, Utah

### Grants to Local Educational Agencies (TITLE I-A)




### Special Education Grants to States (IDEA Part B)



*(dollars in thousands)*

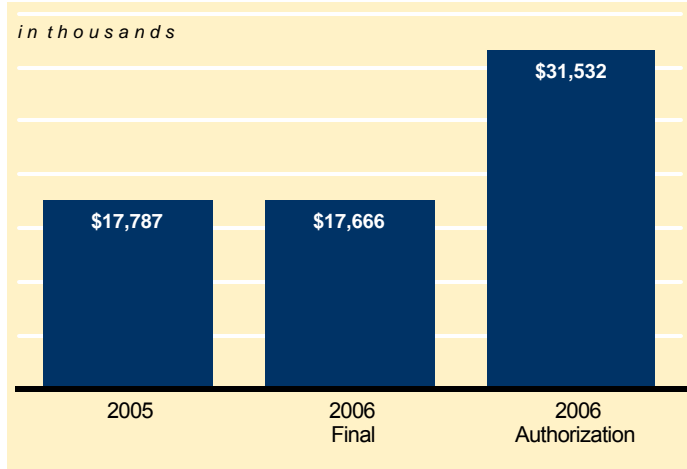
Federal Program	2005	2006 Final	2006 Authorization	Funding Shortfall: Final vs. Authorization	Students Unserved or Teachers Unhired Due to Funding Shortfall	Notes
<b>SELECTED NO CHILD LEFT BEHIND (NCLB) ACT PROGRAMS</b>						
Grants to Local Educational Agencies (ESEA Title I-A)	\$18,482	\$18,358	\$32,849	(\$14,491)	7,657	/ a
Impact Aid Basic Support Payments (ESEA VIII 8003(b))	\$1,679	\$1,716	\$2,739	(\$1,024)	4,901	/ b
Improving Teacher Quality State Grants (ESEA II-A)	\$6,037	\$5,975	\$6,586	(\$611)	22	/ c
Educational Technology State Grants (ESEA II-D-1 and 2)	\$400	\$218	\$805	(\$587)	12,664	/ d
21st Century Community Learning Centers (ESEA IV-B)	n/a	n/a	n/a	n/a	n/a	/ e
State Grants for Innovative Programs (ESEA V-A)	\$514	\$256	\$1,498	(\$1,242)	128,880	/ f
Rural Education (ESEA VI-B)	\$52	\$51	\$91	(\$40)	332	/ g
Safe and Drug-Free Schools/Communities (ESEA IV-A-1)	\$699	\$551	\$1,041	(\$490)	74,022	/ h
English Language Acquisition State Grants (ESEA III-A)	\$959	\$1,419	\$1,593	(\$173)	2,217	/ i
<b>Subtotal, NCLB Act Programs</b>	<b>\$28,822</b>	<b>\$28,544</b>	<b>\$47,201</b>	<b>(\$18,657)</b>	(non additive)	
Special Education Grants to States (IDEA Part B-611)	\$29,569	\$29,670	\$41,321	(\$11,651)	5,691	/ j
Vocational Education State Grants (VTEA Title I)	\$3,554	\$3,518	\$10,965	(\$7,447)	30,448	/ k
Federal Pell Grants (HEA IV-A-1)	\$45,421	\$46,211	\$72,170	(\$25,959)	7,094	/ l
Supplemental Educational Opportunity Grants (HEA IV-A-3)	\$1,488	\$1,474	\$6,532	(\$5,058)	2,104	/ m
Federal Work-Study (HEA IV-C)	\$1,427	\$1,413	\$4,932	(\$3,519)	1,021	/ m
Head Start (section 639, Head Start Act)	\$12,814	\$12,713	\$59,074	(\$46,360)	8,127	/ n



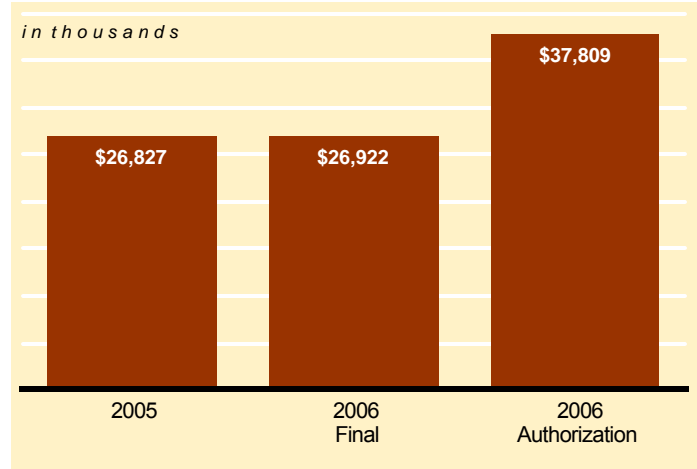
# Jim Matheson

Congressional District 2, Utah

## Grants to Local Educational Agencies (TITLE I-A)




## Special Education Grants to States (IDEA Part B)



*(dollars in thousands)*

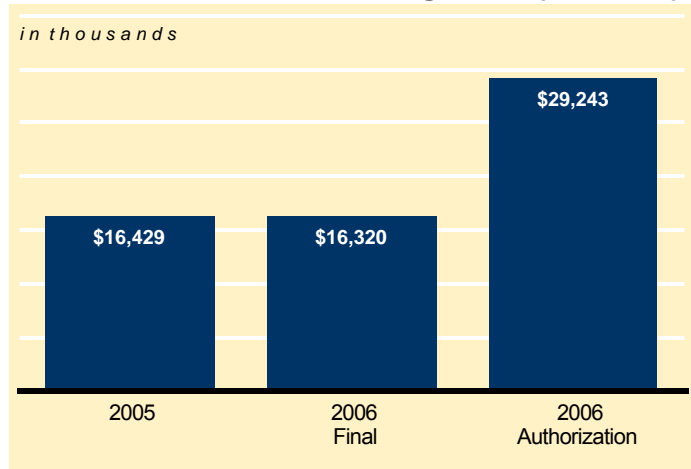
Federal Program	2005	2006 Final	2006 Authorization	Funding Shortfall: Final vs. Authorization	Students Unserved or Teachers Unhired Due to Funding Shortfall	Notes
<b>SELECTED NO CHILD LEFT BEHIND (NCLB) ACT PROGRAMS</b>						
Grants to Local Educational Agencies (ESEA Title I-A)	\$17,787	\$17,666	\$31,532	(\$13,866)	7,327	/ a
Impact Aid Basic Support Payments (ESEA VIII 8003(b))	\$7,880	\$8,051	\$12,855	(\$4,804)	1,079	/ b
Improving Teacher Quality State Grants (ESEA II-A)	\$5,738	\$5,679	\$6,260	(\$581)	21	/ c
Educational Technology State Grants (ESEA II-D-1 and 2)	\$383	\$209	\$770	(\$562)	12,119	/ d
21st Century Community Learning Centers (ESEA IV-B)	n/a	n/a	n/a	n/a	n/a	/ e
State Grants for Innovative Programs (ESEA V-A)	\$489	\$244	\$1,425	(\$1,181)	119,889	/ f
Rural Education (ESEA VI-B)	\$122	\$121	\$215	(\$94)	784	/ g
Safe and Drug-Free Schools/Communities (ESEA IV-A-1)	\$662	\$521	\$985	(\$464)	68,858	/ h
English Language Acquisition State Grants (ESEA III-A)	\$548	\$811	\$910	(\$99)	1,266	/ i
<b>Subtotal, NCLB Act Programs</b>	<b>\$33,609</b>	<b>\$33,302</b>	<b>\$54,953</b>	<b>(\$21,651)</b>	(non additive)	
Special Education Grants to States (IDEA Part B-611)	\$26,827	\$26,922	\$37,809	(\$10,887)	4,966	/ j
Vocational Education State Grants (VTEA Title I)	\$3,142	\$3,110	\$9,695	(\$6,585)	26,922	/ k
Federal Pell Grants (HEA IV-A-1)	\$34,841	\$35,447	\$55,360	(\$19,913)	5,442	/ l
Supplemental Educational Opportunity Grants (HEA IV-A-3)	\$1,195	\$1,183	\$5,243	(\$4,060)	1,689	/ m
Federal Work-Study (HEA IV-C)	\$1,647	\$1,630	\$5,691	(\$4,061)	1,178	/ m
Head Start (section 639, Head Start Act)	\$12,482	\$12,384	\$57,541	(\$45,157)	7,916	/ n



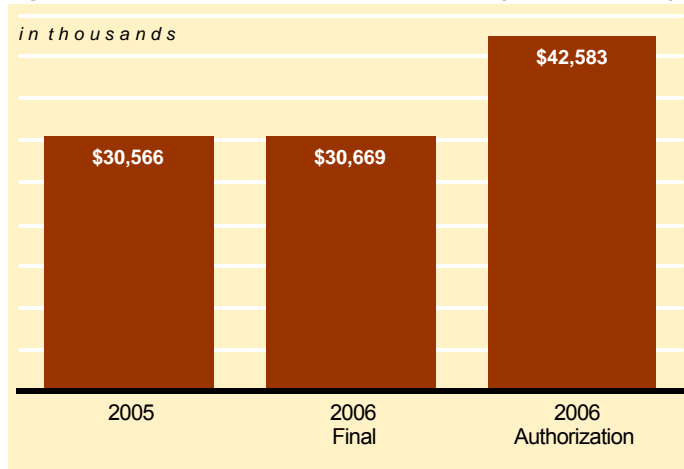
# Chris Cannon

Congressional District 3, Utah

## Grants to Local Educational Agencies (TITLE I-A)



## Special Education Grants to States (IDEA Part B)



*(dollars in thousands)*

Federal Program	2005	2006 Final	2006 Authorization	Funding Shortfall: Final vs. Authorization	Students Unserved or Teachers Unhired Due to Funding Shortfall	Notes
<b>SELECTED NO CHILD LEFT BEHIND (NCLB) ACT PROGRAMS</b>						
Grants to Local Educational Agencies (ESEA Title I-A)	\$16,429	\$16,320	\$29,243	<b>(\$12,923)</b>	6,828	/ a
Impact Aid Basic Support Payments (ESEA VIII 8003(b))	\$142	\$145	\$231	<b>(\$86)</b>	47	/ b
Improving Teacher Quality State Grants (ESEA II-A)	\$5,599	\$5,542	\$6,105	<b>(\$563)</b>	20	/ c
Educational Technology State Grants (ESEA II-D-1 and 2)	\$357	\$194	\$718	<b>(\$524)</b>	11,294	/ d
21st Century Community Learning Centers (ESEA IV-B)	n/a	n/a	n/a	<b>n/a</b>	n/a	/ e
State Grants for Innovative Programs (ESEA V-A)	\$527	\$263	\$1,537	<b>(\$1,274)</b>	134,894	/ f
Rural Education (ESEA VI-B)	\$0	\$0	\$0	<b>\$0</b>	0	/ g
Safe and Drug-Free Schools/Communities (ESEA IV-A-1)	\$666	\$524	\$991	<b>(\$467)</b>	77,476	/ h
English Language Acquisition State Grants (ESEA III-A)	\$826	\$1,222	\$1,371	<b>(\$149)</b>	1,909	/ i
<b>Subtotal, NCLB Act Programs</b>	<b>\$24,545</b>	<b>\$24,211</b>	<b>\$40,197</b>	<b>(\$15,986)</b>	(non additive)	
Special Education Grants to States (IDEA Part B-611)	\$30,566	\$30,669	\$42,583	<b>(\$11,914)</b>	5,965	/ j
Vocational Education State Grants (VTEA Title I)	\$4,153	\$4,111	\$12,813	<b>(\$8,702)</b>	35,581	/ k
Federal Pell Grants (HEA IV-A-1)	\$69,337	\$70,542	\$110,170	<b>(\$39,628)</b>	10,829	/ l
Supplemental Educational Opportunity Grants (HEA IV-A-3)	\$1,268	\$1,256	\$5,565	<b>(\$4,310)</b>	1,793	/ m
Federal Work-Study (HEA IV-C)	\$1,394	\$1,380	\$4,818	<b>(\$3,438)</b>	997	/ m
Head Start (section 639, Head Start Act)	\$12,477	\$12,379	\$57,519	<b>(\$45,140)</b>	7,914	/ n