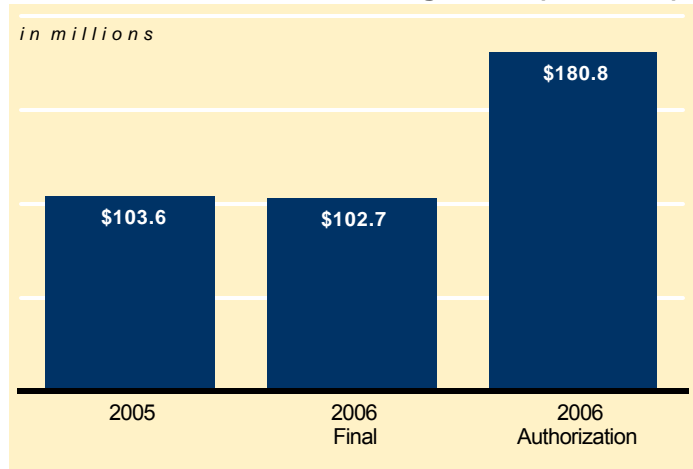
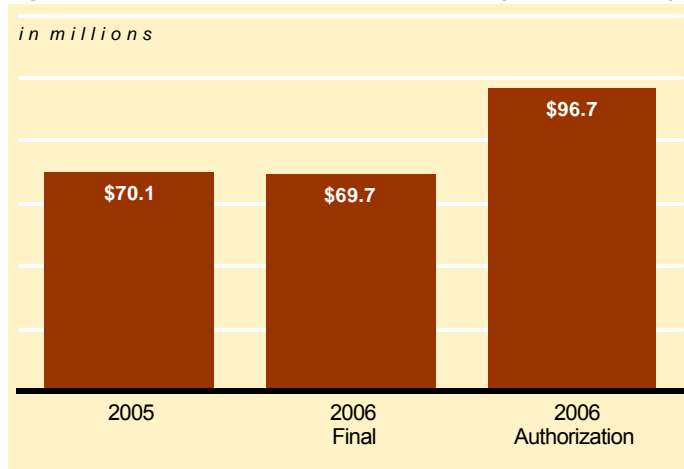


West Virginia

Grants to Local Educational Agencies (TITLE I-A)



Special Education Grants to States (IDEA Part B)



(dollars in millions)

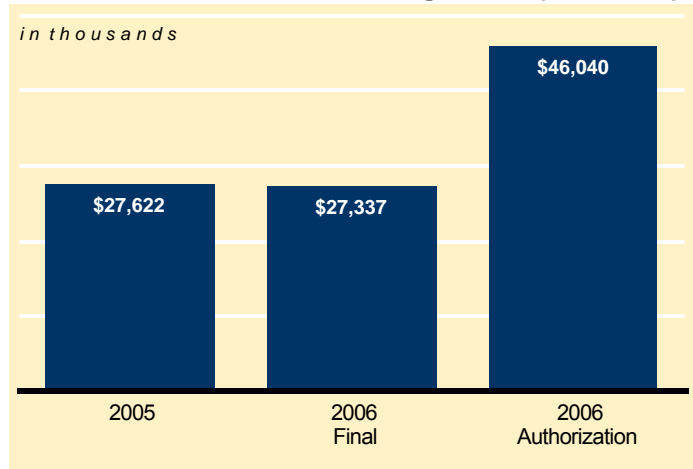
Federal Program	2005	2006 Final	2006 Authorization	Funding Shortfall: Final vs. Authorization	Students Unserved or Teachers Unhired Due to Funding Shortfall	Notes
SELECTED NO CHILD LEFT BEHIND (NCLB) ACT PROGRAMS						
Grants to Local Educational Agencies (ESEA Title I-A)	\$103.6	\$102.7	\$180.8	(\$78.1)	27,771	/ a
Impact Aid Basic Support Payments (ESEA VIII 8003(b))	\$0.0	\$0.0	\$0.0	\$0.0	65	/ b
Improving Teacher Quality State Grants (ESEA II-A)	\$23.8	\$23.5	\$25.9	(\$2.3)	83	/ c
Educational Technology State Grants (ESEA II-D-1 and 2)	\$3.9	\$2.1	\$7.8	(\$5.7)	46,890	/ d
21st Century Community Learning Centers (ESEA IV-B)	\$7.3	\$7.7	\$17.6	(\$9.9)	5,883	/ e
State Grants for Innovative Programs (ESEA V-A)	\$1.0	\$0.5	\$2.8	(\$2.3)	228,251	/ f
Rural Education (ESEA VI-B)	\$4.0	\$4.0	\$7.1	(\$3.1)	8,072	/ g
Safe and Drug-Free Schools/Communities (ESEA IV-A-1)	\$3.1	\$2.5	\$4.6	(\$2.2)	131,096	/ h
English Language Acquisition State Grants (ESEA III-A)	\$0.6	\$0.5	\$0.6	(\$0.1)	159	/ i
Subtotal, NCLB Act Programs	\$147.3	\$143.5	\$247.1	(\$103.6)	(non additive)	
Special Education Grants to States (IDEA Part B-611)	\$70.1	\$69.7	\$96.7	(\$27.0)	14,614	/ j
Vocational Education State Grants (VTEA Title I)	\$8.4	\$8.4	\$26.0	(\$17.6)	62,603	/ k
Federal Pell Grants (HEA IV-A-1)	\$98.4	\$100.1	\$156.4	(\$56.3)	14,149	/ l
Supplemental Educational Opportunity Grants (HEA IV-A-3)	\$5.5	\$5.4	\$24.1	(\$18.7)	6,466	/ m
Federal Work-Study (HEA IV-C)	\$6.7	\$6.7	\$23.2	(\$16.6)	3,838	/ m
Head Start (section 639, Head Start Act)	\$50.7	\$50.3	\$233.5	(\$183.3)	21,649	/ n



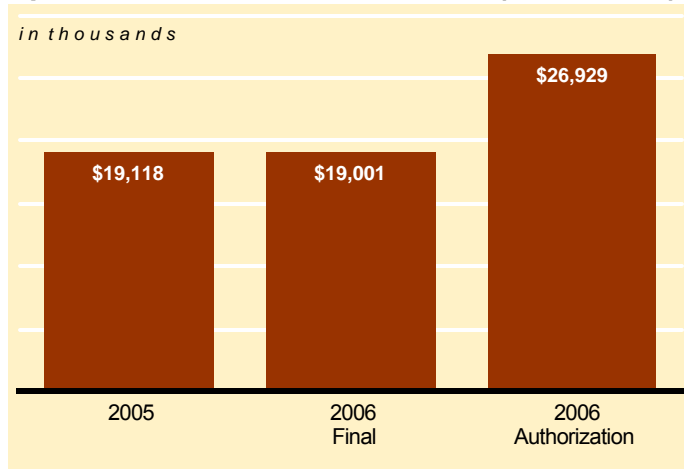
Alan B. Mollohan

Congressional District 1, West Virginia

Grants to Local Educational Agencies (TITLE I-A)



Special Education Grants to States (IDEA Part B)



(dollars in thousands)

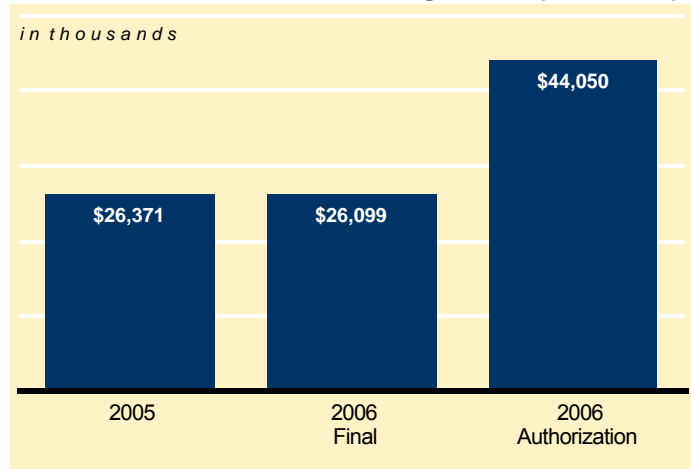
Federal Program	2005	2006 Final	2006 Authorization	Funding Shortfall: Final vs. Authorization	Students Unserved or Teachers Unhired Due to Funding Shortfall	Notes
SELECTED NO CHILD LEFT BEHIND (NCLB) ACT PROGRAMS						
Grants to Local Educational Agencies (ESEA Title I-A)	\$27,622	\$27,337	\$46,040	(\$18,703)	8,240	/ a
Impact Aid Basic Support Payments (ESEA VIII 8003(b))	\$31	\$31	\$49	(\$18)	48	/ b
Improving Teacher Quality State Grants (ESEA II-A)	\$6,739	\$6,671	\$7,347	(\$676)	25	/ c
Educational Technology State Grants (ESEA II-D-1 and 2)	\$543	\$296	\$1,093	(\$797)	13,913	/ d
21st Century Community Learning Centers (ESEA IV-B)	n/a	n/a	n/a	n/a	n/a	/ e
State Grants for Innovative Programs (ESEA V-A)	\$280	\$140	\$811	(\$671)	75,634	/ f
Rural Education (ESEA VI-B)	\$0	\$0	\$0	\$0	0	/ g
Safe and Drug-Free Schools/Communities (ESEA IV-A-1)	\$721	\$568	\$1,073	(\$505)	43,440	/ h
English Language Acquisition State Grants (ESEA III-A)	\$169	\$139	\$154	(\$15)	55	/ i
Subtotal, NCLB Act Programs	\$36,106	\$35,180	\$56,566	(\$21,386)	(non additive)	
Special Education Grants to States (IDEA Part B-611)	\$19,118	\$19,001	\$26,929	(\$7,928)	4,286	/ j
Vocational Education State Grants (VTEA Title I)	\$2,454	\$2,454	\$7,573	(\$5,119)	21,447	/ k
Federal Pell Grants (HEA IV-A-1)	\$43,884	\$44,642	\$69,751	(\$25,108)	6,358	/ l
Supplemental Educational Opportunity Grants (HEA IV-A-3)	\$3,106	\$3,075	\$13,630	(\$10,555)	3,653	/ m
Federal Work-Study (HEA IV-C)	\$3,908	\$3,868	\$13,505	(\$9,637)	2,231	/ m
Head Start (section 639, Head Start Act)	\$15,166	\$15,046	\$69,914	(\$54,867)	6,482	/ n



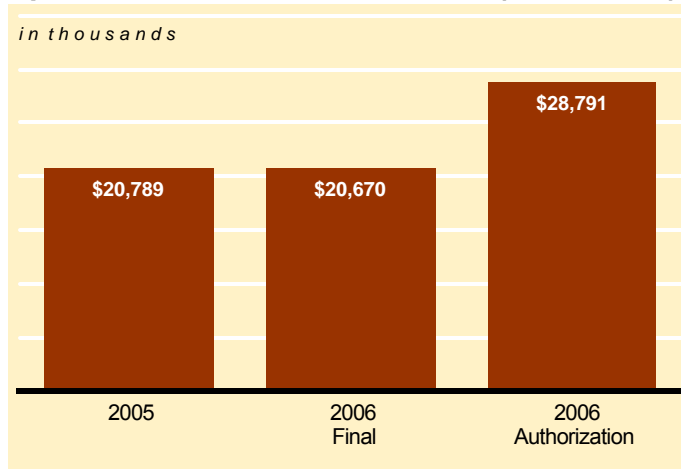
Shelley Moore Capito

Congressional District 2, West Virginia

Grants to Local Educational Agencies (TITLE I-A)



Special Education Grants to States (IDEA Part B)



(dollars in thousands)

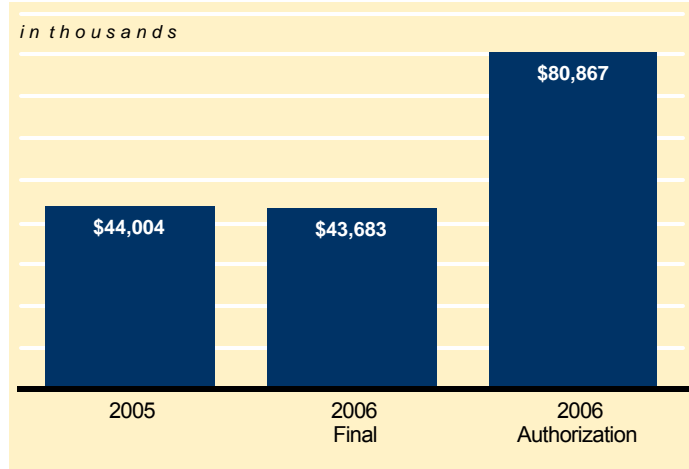
Federal Program	2005	2006 Final	2006 Authorization	Funding Shortfall: Final vs. Authorization	Students Unserved or Teachers Unhired Due to Funding Shortfall	Notes
SELECTED NO CHILD LEFT BEHIND (NCLB) ACT PROGRAMS						
Grants to Local Educational Agencies (ESEA Title I-A)	\$26,371	\$26,099	\$44,050	(\$17,950)	7,909	/ a
Impact Aid Basic Support Payments (ESEA VIII 8003(b))	\$0	\$0	\$0	\$0	0	/ b
Improving Teacher Quality State Grants (ESEA II-A)	\$6,599	\$6,532	\$7,193	(\$661)	25	/ c
Educational Technology State Grants (ESEA II-D-1 and 2)	\$521	\$284	\$1,049	(\$765)	13,353	/ d
21st Century Community Learning Centers (ESEA IV-B)	n/a	n/a	n/a	n/a	n/a	/ e
State Grants for Innovative Programs (ESEA V-A)	\$290	\$145	\$840	(\$696)	78,251	/ f
Rural Education (ESEA VI-B)	\$0	\$0	\$0	\$0	0	/ g
Safe and Drug-Free Schools/Communities (ESEA IV-A-1)	\$715	\$563	\$1,064	(\$501)	44,943	/ h
English Language Acquisition State Grants (ESEA III-A)	\$203	\$167	\$185	(\$18)	66	/ i
Subtotal, NCLB Act Programs	\$34,699	\$33,790	\$54,381	(\$20,591)	(non additive)	
Special Education Grants to States (IDEA Part B-611)	\$20,789	\$20,670	\$28,791	(\$8,121)	4,967	/ j
Vocational Education State Grants (VTEA Title I)	\$1,985	\$1,985	\$6,123	(\$4,139)	17,341	/ k
Federal Pell Grants (HEA IV-A-1)	\$21,268	\$21,636	\$33,804	(\$12,169)	3,081	/ l
Supplemental Educational Opportunity Grants (HEA IV-A-3)	\$1,206	\$1,194	\$5,294	(\$4,100)	1,419	/ m
Federal Work-Study (HEA IV-C)	\$1,269	\$1,256	\$4,385	(\$3,129)	724	/ m
Head Start (section 639, Head Start Act)	\$14,505	\$14,391	\$66,868	(\$52,477)	6,199	/ n



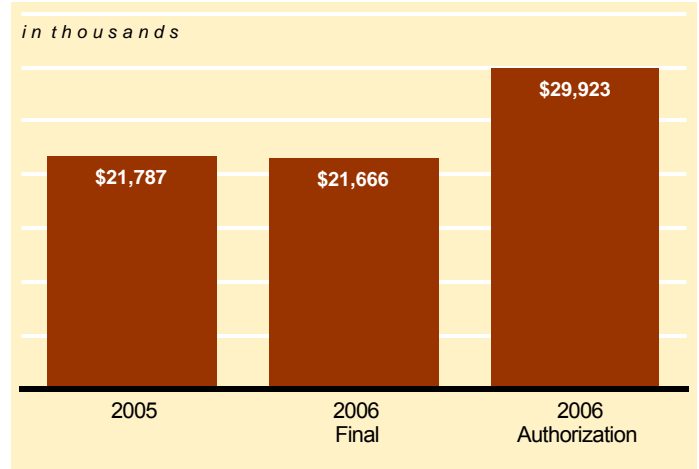
Nick J. Rahall II

Congressional District 3, West Virginia

Grants to Local Educational Agencies (TITLE I-A)



Special Education Grants to States (IDEA Part B)



(dollars in thousands)

Federal Program	2005	2006 Final	2006 Authorization	Funding Shortfall: Final vs. Authorization	Students Unserved or Teachers Unhired Due to Funding Shortfall	Notes
SELECTED NO CHILD LEFT BEHIND (NCLB) ACT PROGRAMS						
Grants to Local Educational Agencies (ESEA Title I-A)	\$44,004	\$43,683	\$80,867	(\$37,184)	11,622	/ a
Impact Aid Basic Support Payments (ESEA VIII 8003(b))	\$0	\$0	\$0	\$0	0	/ b
Improving Teacher Quality State Grants (ESEA II-A)	\$8,774	\$8,684	\$9,575	(\$891)	33	/ c
Educational Technology State Grants (ESEA II-D-1 and 2)	\$766	\$417	\$1,541	(\$1,124)	19,623	/ d
21st Century Community Learning Centers (ESEA IV-B)	n/a	n/a	n/a	n/a	n/a	/ e
State Grants for Innovative Programs (ESEA V-A)	\$285	\$142	\$825	(\$683)	74,367	/ f
Rural Education (ESEA VI-B)	\$0	\$0	\$0	\$0	0	/ g
Safe and Drug-Free Schools/Communities (ESEA IV-A-1)	\$885	\$697	\$1,318	(\$621)	42,712	/ h
English Language Acquisition State Grants (ESEA III-A)	\$121	\$99	\$110	(\$11)	39	/ i
Subtotal, NCLB Act Programs	\$54,835	\$53,722	\$94,236	(\$40,514)	(non additive)	
Special Education Grants to States (IDEA Part B-611)	\$21,787	\$21,666	\$29,923	(\$8,257)	5,362	/ j
Vocational Education State Grants (VTEA Title I)	\$2,725	\$2,725	\$8,409	(\$5,683)	23,814	/ k
Federal Pell Grants (HEA IV-A-1)	\$33,248	\$33,822	\$52,845	(\$19,023)	4,817	/ l
Supplemental Educational Opportunity Grants (HEA IV-A-3)	\$1,186	\$1,174	\$5,204	(\$4,030)	1,395	/ m
Federal Work-Study (HEA IV-C)	\$1,547	\$1,531	\$5,346	(\$3,815)	883	/ m
Head Start (section 639, Head Start Act)	\$20,983	\$20,818	\$96,733	(\$75,915)	8,968	/ n