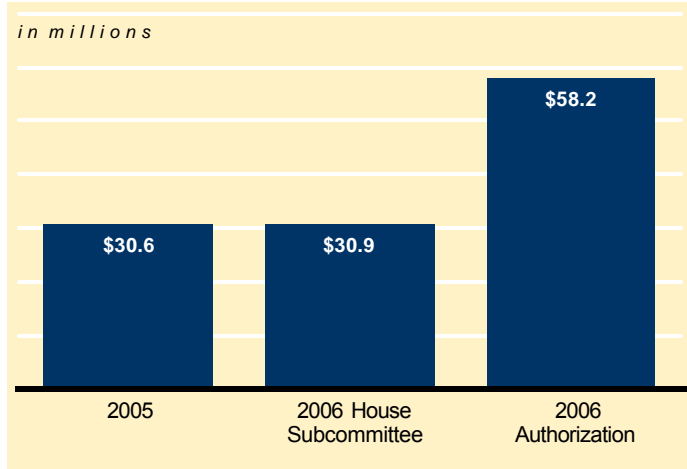
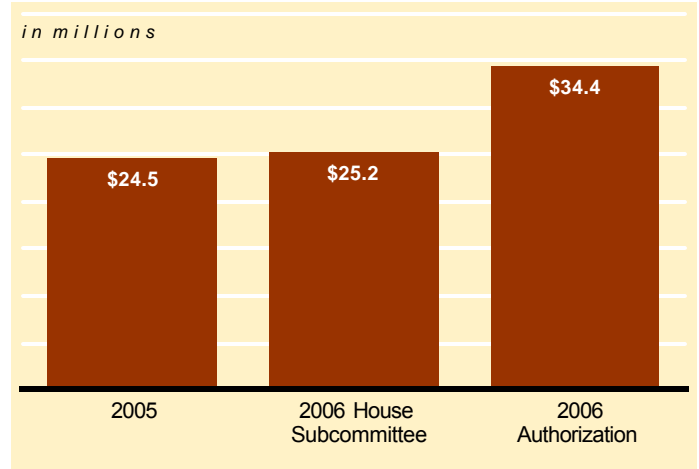


# Wyoming

## Grants to Local Educational Agencies (TITLE I-A)



## Special Education Grants to States (IDEA Part B)



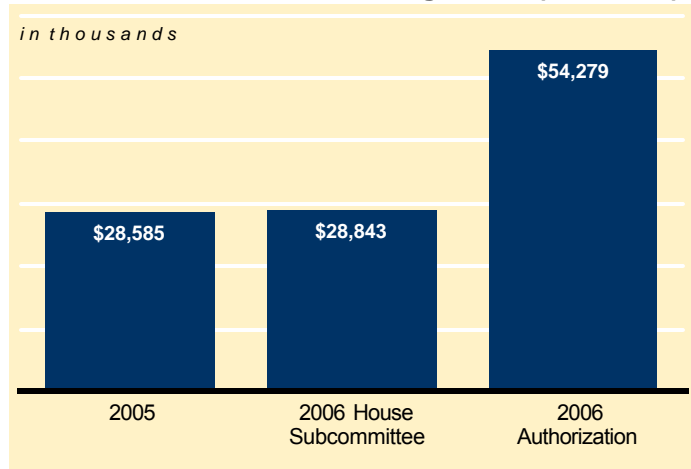
*(dollars in millions)*

Federal Program	2005	2006 House Subcommittee	2006 Authorization	Funding Shortfall: House Subcmte vs. Authorization	Students Unserved or Teachers Unhired Due to Funding Shortfall	Notes
<b>NO CHILD LEFT BEHIND (NCLB) ACT PROGRAMS</b>						
Grants to Local Educational Agencies (ESEA Title I-A)	\$30.6	\$30.9	\$58.2	(\$27.3)	5,652	/ a
Impact Aid Basic Support Payments (ESEA VIII 8003(b))	\$8.4	\$8.7	\$13.8	(\$5.1)	2,094	/ b
Improving Teacher Quality State Grants (ESEA II-A)	\$13.9	\$13.9	\$15.1	(\$1.2)	44	/ c
Educational Technology State Grants (ESEA II-D-1 and 2)	\$2.4	\$1.4	\$4.8	(\$3.4)	8,459	/ d
21st Century Community Learning Centers (ESEA IV-B)	\$4.9	\$4.9	\$11.0	(\$6.2)	3,665	/ e
State Grants for Innovative Programs (ESEA V-A)	\$1.0	\$1.0	\$2.7	(\$1.7)	56,027	/ f
Rural Education (ESEA VI-B)	\$0.0	\$0.0	\$0.0	\$0.0	51	/ g
Safe and Drug-Free Schools/Communities (ESEA IV-A-1)	\$2.1	\$1.9	\$3.2	(\$1.2)	33,915	/ h
English Language Acquisition State Grants (ESEA III-A)	\$0.5	\$0.5	\$0.6	(\$0.1)	342	/ i
<b>Subtotal, NCLB Act Programs</b>	<b>\$63.8</b>	<b>\$63.3</b>	<b>\$109.4</b>	<b>(\$46.1)</b>	(non additive)	
Special Education Grants to States (IDEA Part B-611)	\$24.5	\$25.2	\$34.4	(\$9.2)	3,716	/ j
Vocational Education State Grants (VTEA Title I)	\$4.2	\$4.2	\$13.0	(\$8.8)	31,306	/ k
Federal Pell Grants (HEA IV-A-1)	\$21.6	\$22.3	\$34.3	(\$12.0)	3,257	/ l
Supplemental Educational Opportunity Grants (HEA IV-A-3)	\$1.0	\$1.0	\$4.4	(\$3.4)	1,462	/ m
Federal Work-Study (HEA IV-C)	\$1.2	\$1.2	\$4.2	(\$3.0)	766	/ m
Head Start (section 639, Head Start Act)	\$12.4	\$12.5	\$57.0	(\$44.6)	3,642	/ n

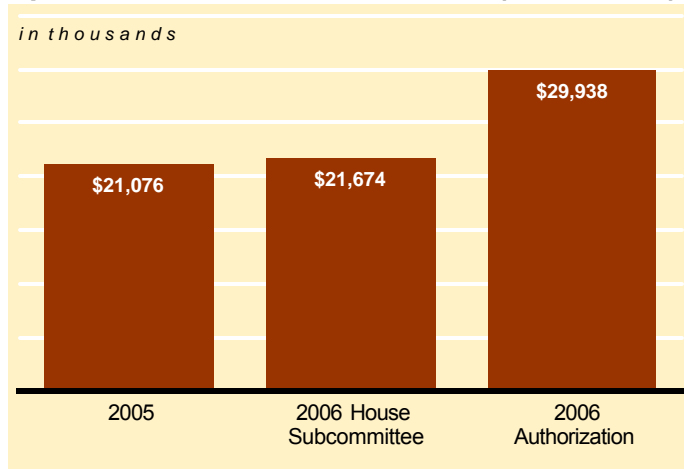
# Barbara Cubin

Congressional District (at Large), Wyoming

## Grants to Local Educational Agencies (TITLE I-A)



## Special Education Grants to States (IDEA Part B)



*(dollars in thousands)*

Federal Program	2005	2006 House Subcommittee	2006 Authorization	Funding Shortfall: House Subcmte vs. Authorization	Students Unserved or Teachers Unhired Due to Funding Shortfall	Notes
<b>NO CHILD LEFT BEHIND (NCLB) ACT PROGRAMS</b>						
Grants to Local Educational Agencies (ESEA Title I-A)	\$28,585	\$28,843	\$54,279	<b>(\$25,437)</b>	5,652	/ a
Impact Aid Basic Support Payments (ESEA VIII 8003(b))	\$8,373	\$8,707	\$13,763	<b>(\$5,056)</b>	2,094	/ b
Improving Teacher Quality State Grants (ESEA II-A)	\$12,870	\$12,870	\$14,040	<b>(\$1,169)</b>	44	/ c
Educational Technology State Grants (ESEA II-D-1 and 2)	\$1,135	\$685	\$2,294	<b>(\$1,609)</b>	8,459	/ d
21st Century Community Learning Centers (ESEA IV-B)	n/a	n/a	n/a	<b>n/a</b>	n/a	/ e
State Grants for Innovative Programs (ESEA V-A)	\$837	\$837	\$2,034	<b>(\$1,197)</b>	56,027	/ f
Rural Education (ESEA VI-B)	\$7	\$7	\$12	<b>(\$5)</b>	51	/ g
Safe and Drug-Free Schools/Communities (ESEA IV-A-1)	\$1,588	\$1,450	\$2,365	<b>(\$915)</b>	33,915	/ h
English Language Acquisition State Grants (ESEA III-A)	\$404	\$404	\$448	<b>(\$45)</b>	342	/ i
<b>Subtotal, NCLB Act Programs</b>	<b>\$53,799</b>	<b>\$53,803</b>	<b>\$89,236</b>	<b>(\$35,433)</b>	(non additive)	
Special Education Grants to States (IDEA Part B-611)	\$21,076	\$21,674	\$29,938	<b>(\$8,264)</b>	3,716	/ j
Vocational Education State Grants (VTEA Title I)	\$3,548	\$3,548	\$10,946	<b>(\$7,398)</b>	31,306	/ k
Federal Pell Grants (HEA IV-A-1)	\$21,600	\$22,300	\$34,300	<b>(\$12,000)</b>	3,257	/ l
Supplemental Educational Opportunity Grants (HEA IV-A-3)	\$1,001	\$1,001	\$4,392	<b>(\$3,391)</b>	1,462	/ m
Federal Work-Study (HEA IV-C)	\$1,228	\$1,228	\$4,243	<b>(\$3,015)</b>	766	/ m
Head Start (section 639, Head Start Act)	\$12,375	\$12,490	\$57,049	<b>(\$44,559)</b>	3,642	/ n