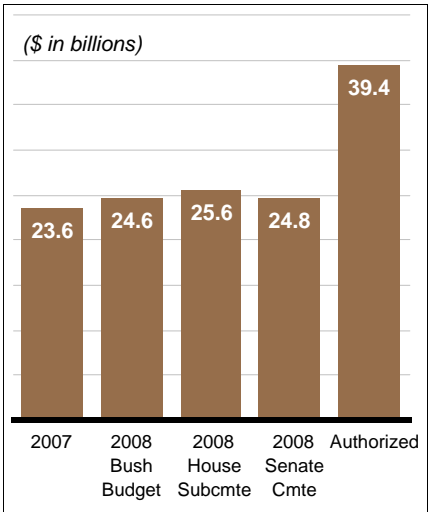


### Education Appropriations, Senate Full Committee

- Funds the U.S. Department of Education at \$60.1 billion, \$2.6 billion or 4.6 percent more than 2007; \$4.1 billion more than the Bush budget request; and \$1.6 billion less than the House Appropriations Subcommittee mark.
- Restores funding for most programs eliminated in the 2008 Bush budget request, such as Educational Technology State Grants and Federal Supplemental Educational Opportunity Grants; but eliminates funding for State Grants for Innovative Programs, Even Start, and Smaller Learning Communities, among others.

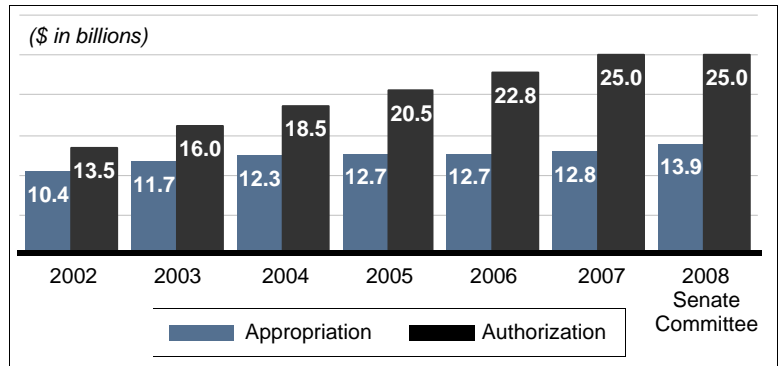
### Appropriations for No Child Left Behind (NCLB) under the Senate Full Committee

- Increases funding for NCLB Act programs by \$1.1 billion, or 4.7 percent more than 2007, for a total of \$24.8 billion.
- Makes progress toward closing the funding gap -- what is promised in the law (based on the 2007 authorization, the last year authorized under NCLB) compared to what is actually appropriated. The funding gap shrinks to \$14.7 billion under the Senate Committee's bill from \$15.8 billion in 2007.
- Boosts funding for School Improvement Grants by \$375 million (+300.0 percent), but cuts funding for Reading First State Grants by \$229 million (-22.3 percent), and Safe and Drug-Free Schools and Communities State Grants by \$46.5 million (-13.4 percent).



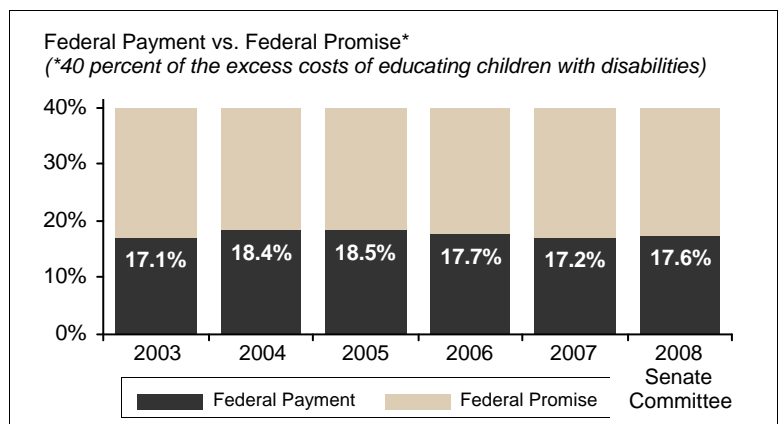
### Grants to Local Educational Agencies (ESEA I-A)

- Increases funding by \$1.1 billion above the 2007 level for a total of \$13.9 billion.
- Begins to reduce the gap between Title I's authorized level (programs under NCLB are authorized only through fiscal year 2007) and actual funding. The funding gap narrows to \$11.1 billion in 2008 under the Senate Committee's bill from \$12.2 billion in 2007.



### Special Education Grants to States (IDEA)

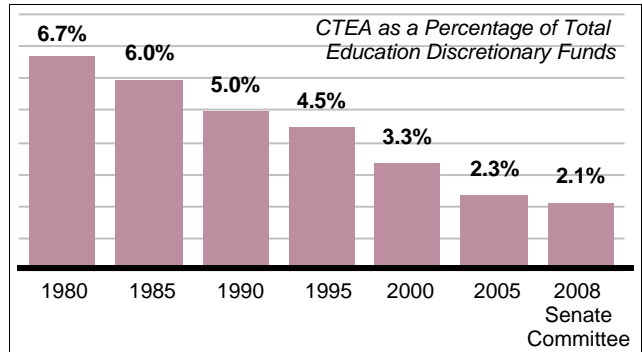
- Reverses the 2008 Bush budget cut of almost \$300 million, and adds another \$457 million (+4.2 percent) above 2007 for a total of \$11.24 billion.
- With the increase, the federal share of educating children with disabilities is comparable to the level achieved in 2006, and begins to move the funding trajectory upward again toward the 40 percent level promised in the law.



# Alaska

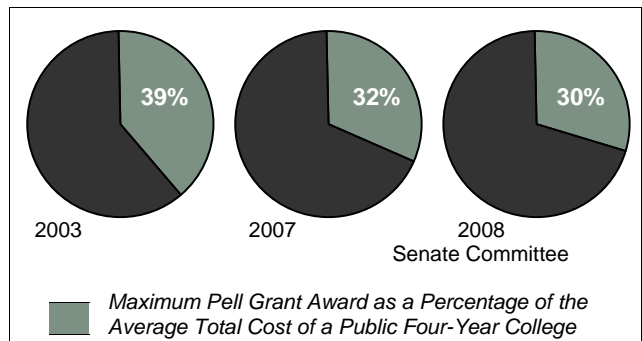
<b>Alaska</b> <i>(dollars in millions)</i>						
		2007	2008 Authorized*	2008 Senate Cmte	2008 Senate Committee	
					vs. 2007	vs. Authorized Unservd**
S E L E C T E D  N C L B  A C T  P R O G R A M S	<b>Grants to Local Educational Agencies (ESEA Title I-A)</b>	33.1	70.5	37.2	4.0	-33.4 7,509
	<b>Impact Aid Basic Support Payments (ESEA VIII section 8003(b))</b>	104.6	164.2	105.1	0.5	-59.1 8,857
	<b>Improving Teacher Quality State Grants (ESEA II-A)</b>	13.8	15.1	13.7	0.0	-1.4 32
	<b>Educational Technology State Grants (ESEA II-D-1 and 2)</b>	1.3	4.8	1.3	0.0	-3.5 11,546
	<b>21st Century Community Learning Centers (ESEA IV-B)</b>	4.8	12.3	4.9	0.1	-7.4 8,501
	<b>State Grants for Innovative Programs (ESEA V-A)</b>	0.5	3.0	0.0	-0.5	-3.0 131,081
	<b>Rural Education (ESEA VI-B)</b>	0.2	0.3	0.2	0.0	-0.1 1,224
	<b>Safe &amp; Drug-Free Schools State Grants (ESEA IV-A-1)</b>	1.7	1.6	0.7	-0.9	-0.9 71,304
	<b>English Language Acquisition State Grants (ESEA III-A)</b>	0.7	0.7	0.7	0.0	-0.1 2,142
	<b>Special Education Grants to States (IDEA Part B-611)</b>	33.6	60.1	34.9	1.4	-25.1 7,574
O T H E R  P R O G R A M S	<b>Career &amp; Technical Education State Grants (CTEA Title I)</b>	4.2	16.3	4.9	0.6	-11.4 25,433
	<b>Federal Pell Grants (HEA IV-A-1)</b>	11.6	16.6	12.9	1.3	-3.7 1,031
	<b>Federal Supplemental Educational Opportunity Grants (HEA IV-A-3)</b>	0.7	3.6	0.7	0.0	-2.8 1,249
	<b>Federal Work-Study (HEA IV-C)</b>	0.8	3.4	0.8	0.0	-2.6 329
	<b>Head Start (HSA section 639)</b>	12.5	26.0	13.0	0.5	-13.0 821

\* Reflects the appropriation ceiling specified in law. See technical notes for details.  
 \*\* Represents children/students as a result of the funding gap between 2008 Senate Cmte and Authorized. Includes both unserved and underserved. For Improving Teacher Quality State Grants, unserved represents teachers not



**Career and Technical Education (CTEA)**

- Restores 2008 Bush budget cut of almost \$600 million to CTEA Title I State Grants.
- Funds CTEA at 2.1 percent of total education discretionary dollars, up from 1.1 percent under the 2008 Bush budget request, but still trending downward.



**Federal Pell Grants (HEA)**

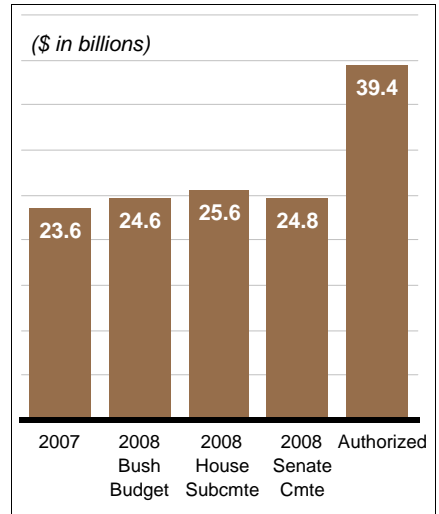
- Holds the maximum Federal Pell Grant award at the 2007 level of \$4,310.
- From 2003 to 2006, the maximum Pell Grant award was frozen at \$4,050 while the cost of higher education shot up 22 percent. With no increase in the Senate Committee's bill, the maximum award's share of the average total costs of attending a public four-year college tumbles to 30 percent in 2008.
- Rejects the 2008 Bush budget proposal to pay for an increase in Pell Grants by cutting other student aid. The Senate Committee's bill restores funding for Federal Supplemental Educational Opportunity Grants and Federal Perkins Loan Cancellations.

**Education Appropriations, Senate Full Committee**

- Funds the U.S. Department of Education at \$60.1 billion, \$2.6 billion or 4.6 percent more than 2007; \$4.1 billion more than the Bush budget request; and \$1.6 billion less than the House Appropriations Subcommittee mark.
- Restores funding for most programs eliminated in the 2008 Bush budget request, such as Educational Technology State Grants and Federal Supplemental Educational Opportunity Grants; but eliminates funding for State Grants for Innovative Programs, Even Start, and Smaller Learning Communities, among others.

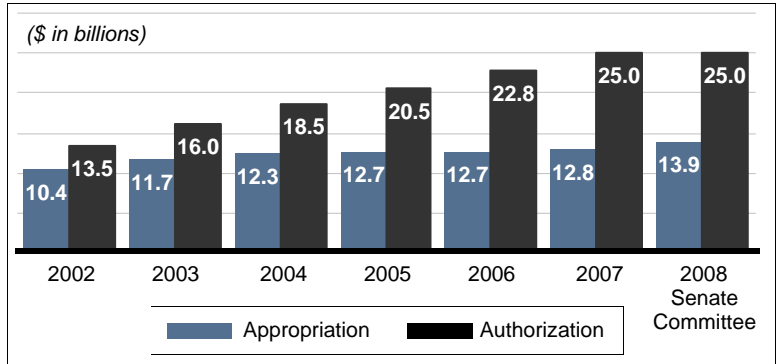
**Appropriations for No Child Left Behind (NCLB) under the Senate Full Committee**

- Increases funding for NCLB Act programs by \$1.1 billion, or 4.7 percent more than 2007, for a total of \$24.8 billion.
- Makes progress toward closing the funding gap -- what is promised in the law (based on the 2007 authorization, the last year authorized under NCLB) compared to what is actually appropriated. The funding gap shrinks to \$14.7 billion under the Senate Committee's bill from \$15.8 billion in 2007.
- Boosts funding for School Improvement Grants by \$375 million (+300.0 percent), but cuts funding for Reading First State Grants by \$229 million (-22.3 percent), and Safe and Drug-Free Schools and Communities State Grants by \$46.5 million (-13.4 percent).



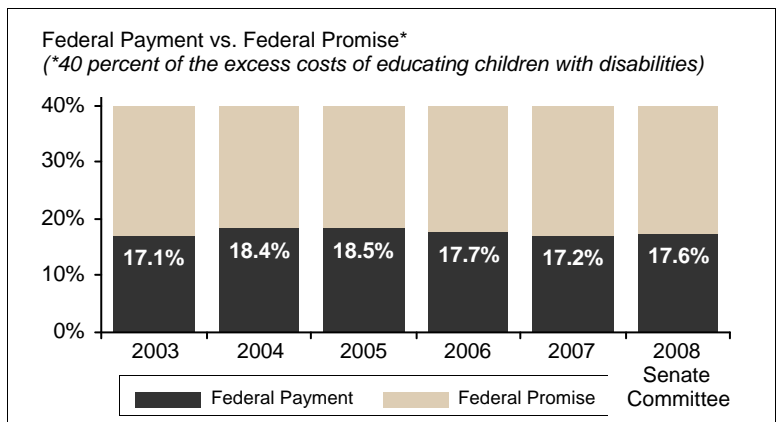
**Grants to Local Educational Agencies (ESEA I-A)**

- Increases funding by \$1.1 billion above the 2007 level for a total of \$13.9 billion.
- Begins to reduce the gap between Title I's authorized level (programs under NCLB are authorized only through fiscal year 2007) and actual funding. The funding gap narrows to \$11.1 billion in 2008 under the Senate Committee's bill from \$12.2 billion in 2007.



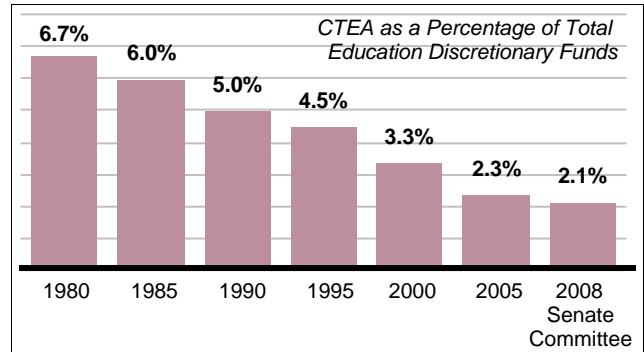
**Special Education Grants to States (IDEA)**

- Reverses the 2008 Bush budget cut of almost \$300 million, and adds another \$457 million (+4.2 percent) above 2007 for a total of \$11.24 billion.
- With the increase, the federal share of educating children with disabilities is comparable to the level achieved in 2006, and begins to move the funding trajectory upward again toward the 40 percent level promised in the law.



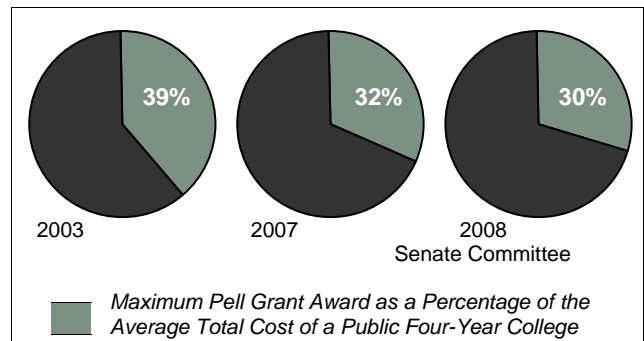
<b>Congressional District (at Large), Alaska</b>						
<i>(dollars in millions)</i>						
		2008	2008 Senate Committee			
		Senate	vs. 2007	vs. Authorized	Unservd**	
		Cmte				
2007	Authorized*					
S E L E C T E D  N C L B  A C T  P R O G R A M S	<b>Grants to Local Educational Agencies (ESEA Title I-A)</b>					
	32.11	66.58	35.06	2.96	-31.51	7,509
	<b>Impact Aid Basic Support Payments (ESEA VIII section 8003(b))</b>					
	104.57	164.19	105.11	0.54	-59.08	8,857
	<b>Improving Teacher Quality State Grants (ESEA II-A)</b>					
	12.73	14.02	12.72	-0.02	-1.30	32
	<b>Educational Technology State Grants (ESEA II-D-1 and 2)</b>					
	0.63	2.30	0.63	0.00	-1.67	11,546
	<b>21st Century Community Learning Centers (ESEA IV-B)</b>					
	n/a	n/a	n/a	n/a	n/a	n/a
	<b>State Grants for Innovative Programs (ESEA V-A)</b>					
	0.42	2.16	0.00	-0.42	-2.16	131,081
	<b>Rural Education (ESEA VI-B)</b>					
0.15	0.27	0.15	0.00	-0.12	1,224	
<b>Safe &amp; Drug-Free Schools State Grants (ESEA IV-A-1)</b>						
1.25	1.20	0.55	-0.70	-0.65	71,304	
<b>English Language Acquisition State Grants (ESEA III-A)</b>						
0.53	0.59	0.53	0.00	-0.06	2,142	
O T H E R  P R O G R A M S	<b>Special Education Grants to States (IDEA Part B-611)</b>					
	29.56	55.95	30.82	1.27	-25.12	7,574
	<b>Career &amp; Technical Education State Grants (CTEA Title I)</b>					
	3.58	13.83	4.12	0.54	-9.70	25,433
	<b>Federal Pell Grants (HEA IV-A-1)</b>					
11.60	16.60	12.90	1.30	-3.70	1,091	
<b>Federal Supplemental Educational Opportunity Grants (HEA IV-A-3)</b>						
0.73	3.57	0.73	0.00	-2.83	1,249	
<b>Federal Work-Study (HEA IV-C)</b>						
0.84	3.43	0.84	0.00	-2.59	329	
<b>Head Start (HSA section 639)</b>						
12.52	26.03	13.03	0.51	-13.00	821	

\* Reflects the appropriation ceiling specified in law. See technical notes for details.  
 \*\* Represents children/students as a result of the funding gap between 2008 Senate Cmte and Authorized. Includes both unserved and underserved. For Improving Teacher Quality State Grants, unserved represents teachers not hired.



**Career and Technical Education (CTEA)**

- Restores 2008 Bush budget cut of almost \$600 million to CTEA Title I State Grants.
- Funds CTEA at 2.1 percent of total education discretionary dollars, up from 1.1 percent under the 2008 Bush budget request, but still trending downward.



**Federal Pell Grants (HEA)**

- Holds the maximum Federal Pell Grant award at the 2007 level of \$4,310.
- From 2003 to 2006, the maximum Pell Grant award was frozen at \$4,050 while the cost of higher education shot up 22 percent. With no increase in the Senate Committee's bill, the maximum award's share of the average total costs of attending a public four-year college tumbles to 30 percent in 2008.
- Rejects the 2008 Bush budget proposal to pay for an increase in Pell Grants by cutting other student aid. The Senate Committee's bill restores funding for Federal Supplemental Educational Opportunity Grants and Federal Perkins Loan Cancellations.