

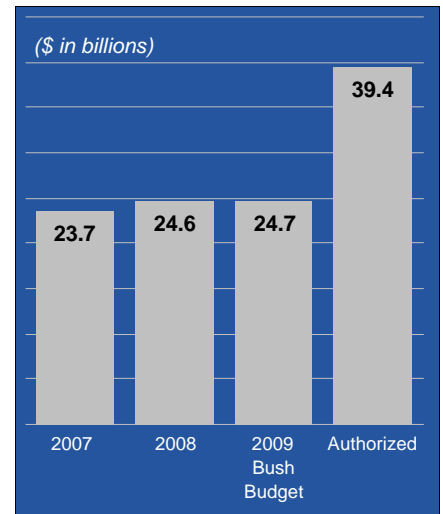
# District of Columbia

## President Bush's Education Budget

- Proposes \$59.2 billion for the U.S. Department of Education in 2009, which is about the same level as in 2008.
- Eliminates funding for 47 programs, including educational technology, school counseling, career and technical education, and student aid and scholarships; and cuts funding for 16 other programs in areas such as teacher quality, after school services, school safety, and drug prevention education.
- Cuts support for public elementary and secondary schools by almost 3 percent compared to the current year.

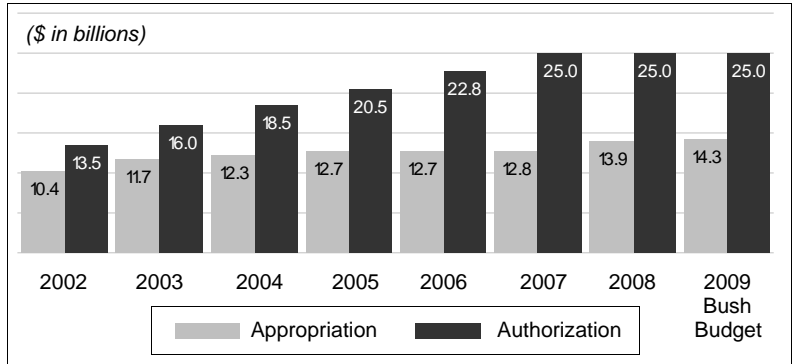
## No Child Left Behind (NCLB) Act Programs

- Funding proposed for all NCLB Act programs in 2009 would increase by \$125 million, or less than one-half of one percent, for a total of \$24.7 billion. If a \$300 million private school voucher proposal is excluded from the total, then support for NCLB Act programs would decline by \$175 million, or almost one percent, compared to the current year.
- The proposed funding level of \$24.7 billion for all NCLB Act programs would be \$14.7 billion less than the authorized amount (based on 2007, the last year authorized). The cumulative funding gap between actual funding and authorized funding since NCLB's first year in 2002 would grow to \$85.7 billion in 2009 under the President's budget request.



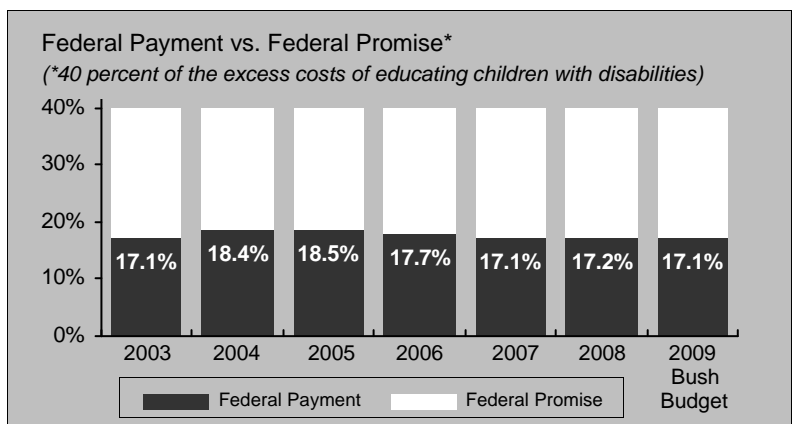
## Grants to Local Educational Agencies (ESEA I-A)

- \$14.3 billion is requested for 2009, which is \$406 million (+2.9 percent) above 2008.
- The requested funding level of \$14.3 billion would be \$10.7 billion below the authorized amount (based on 2007, the last year authorized).



## Special Education Grants to States (IDEA B-611)

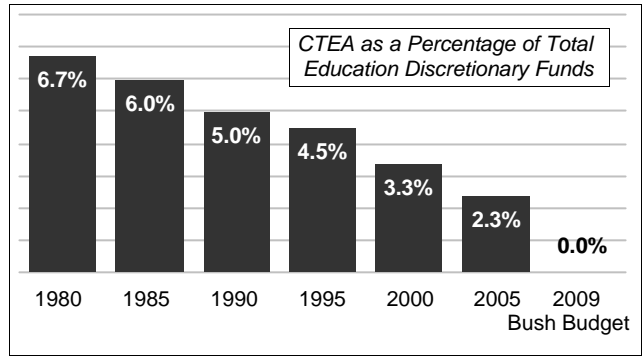
- \$11.3 billion is requested for 2009, which is \$337 million (+3.1 percent) above 2008.
- Despite the increase, the federal share of the excess cost of educating children with disabilities slips to 17.1 percent, and would represent the third year in a row at or near this level, which is significantly below the 40 percent level promised in the law.



# District of Columbia

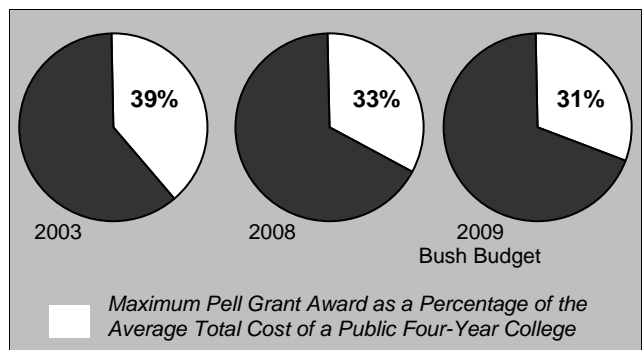
<b>District of Columbia</b> <i>(dollars in millions)</i>								
		2009	2009 Bush Budget					
		Bush	vs. 2008 vs. Authorized Underserved <sup>b</sup>					
		Budget	2008	Authorized <sup>a</sup>	2009 Bush Budget	vs. 2008	vs. Authorized Underserved <sup>b</sup>	
S E L E C T E D N C L B A C T P R O G R A M S	<b>Grants to Local Educational Agencies (ESEA Title I-A)</b>		47.5	89.0	49.4	1.9	-39.6	10,583
	<b>Impact Aid Basic Support Payments (ESEA VIII section 8003(b))</b>		2.1	3.9	2.8	0.6	-1.1	2,465
	<b>Improving Teacher Quality State Grants (ESEA II-A)</b>		14.0	15.1	13.5	-0.5	-1.6	40 <sup>c</sup>
	<b>Educational Technology State Grants (ESEA II-D-1 and 2)</b>		1.3	4.8	0.0	-1.3	-4.8	23,785
	<b>21st Century Community Learning Centers (ESEA IV-B)</b>		5.3	12.3	3.9	-1.4	-8.3	6,979
	<b>State Grants for Innovative Programs (ESEA V-A)</b>		0.0	3.0	0.0	0.0	-3.0	24,964
	<b>Rural Education (ESEA VI-B)</b>		0.0	0.0	0.0	0.0	0.0	0
	<b>Safe &amp; Drug-Free Schools State Grants (ESEA IV-A-1)</b>		1.4	1.6	0.2	-1.2	-1.3	40,949
	<b>English Language Acquisition State Grants (ESEA III-A)</b>		0.6	0.7	0.6	0.0	0.0	128
	<b>Special Education Grants to States (IDEA Part B-611)</b>		15.9	31.9	16.7	0.7	-15.3	5,318
O T H E R P R O G R A M S	<b>Career &amp; Technical Education State Grants (CTEA Title I)</b>		4.2	13.5	0.0	-4.2	-13.5	3,430
	<b>Federal Pell Grants (HEA IV-A-1)</b>		57.8	79.8	64.3	6.5	-15.5	4,132
	<b>Federal Supplemental Educational Opportunity Grants (HEA IV-A-3)</b>		5.7	29.0	0.0	-5.7	-29.0	7,820
	<b>Federal Work-Study (HEA IV-C)</b>		13.2	51.3	13.2	0.0	-38.1	4,628
	<b>Head Start (HSA section 639)</b>		25.2	28.0	25.7	0.5	-2.4	297 <sup>d</sup>

<sup>a</sup> Reflects the appropriation ceiling specified in law. See technical notes for details.  
<sup>b</sup> As a result of the funding gap between 2009 Bush Budget and Authorized.  
<sup>c</sup> Teachers unable to be hired to reduce class size as a result of the funding gap.  
<sup>d</sup> Reflects eligible children unserved.



**Career and Technical Education (CTEA)**

- The 2009 budget request eliminates all funding for career and technical education.
- Support for career and technical education has been trending downward, from almost 7 percent of the federal education budget in 1980 to about 2 percent in the current year.



**Federal Pell Grants (HEA IV-A-1)**

- Funding proposed in the 2009 budget request, combined with mandatory funding from the College Cost Reduction Act, increases the maximum Pell Grant award to \$4,800 from \$4,731 in 2008. The \$69 increase, however, would be unable to keep pace with rising college costs and would reduce the purchasing power of the maximum grant award to less than one-third of the average total cost of attending a public, four-year institution.
- The proposed increase in Federal Pell Grants is largely offset by eliminating other student aid and scholarship programs, such as Federal Supplemental Educational Opportunity Grants and Byrd Honors Scholarships.

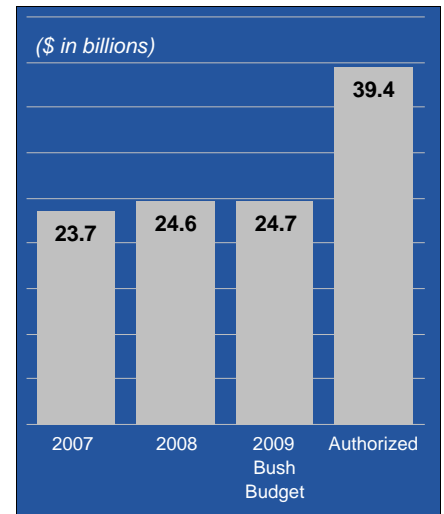
# Eleanor Holmes Norton Delegate District (at Large), District of Columbia

## President Bush's Education Budget

- Proposes \$59.2 billion for the U.S. Department of Education in 2009, which is about the same level as in 2008.
- Eliminates funding for 47 programs, including educational technology, school counseling, career and technical education, and student aid and scholarships; and cuts funding for 16 other programs in areas such as teacher quality, after school services, school safety, and drug prevention education.
- Cuts support for public elementary and secondary schools by almost 3 percent compared to the current year.

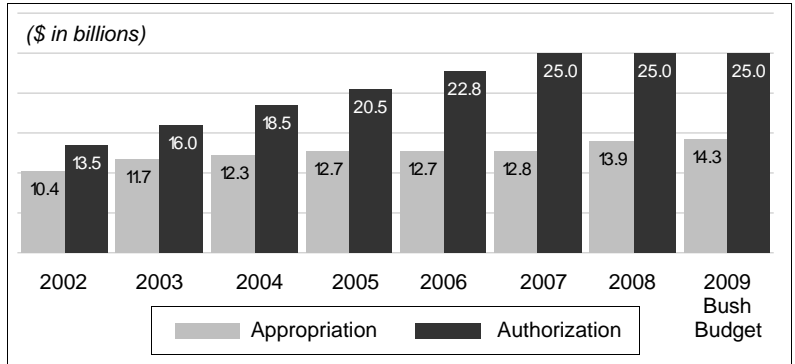
## No Child Left Behind (NCLB) Act Programs

- Funding proposed for all NCLB Act programs in 2009 would increase by \$125 million, or less than one-half of one percent, for a total of \$24.7 billion. If a \$300 million private school voucher proposal is excluded from the total, then support for NCLB Act programs would decline by \$175 million, or almost one percent, compared to the current year.
- The proposed funding level of \$24.7 billion for all NCLB Act programs would be \$14.7 billion less than the authorized amount (based on 2007, the last year authorized). The cumulative funding gap between actual funding and authorized funding since NCLB's first year in 2002 would grow to \$85.7 billion in 2009 under the President's budget request.



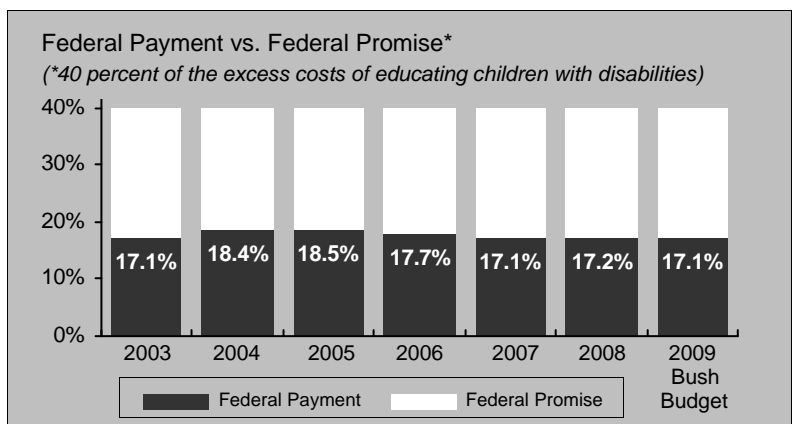
## Grants to Local Educational Agencies (ESEA I-A)

- \$14.3 billion is requested for 2009, which is \$406 million (+2.9 percent) above 2008.
- The requested funding level of \$14.3 billion would be \$10.7 billion below the authorized amount (based on 2007, the last year authorized).



## Special Education Grants to States (IDEA B-611)

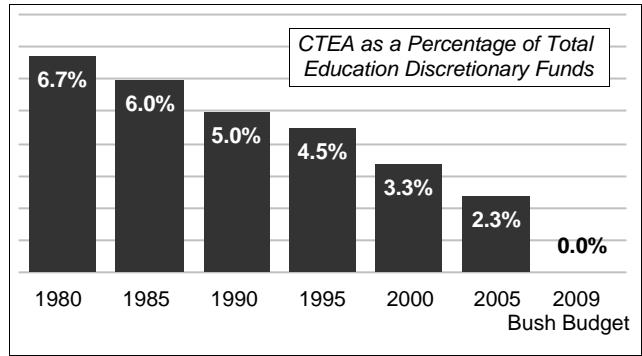
- \$11.3 billion is requested for 2009, which is \$337 million (+3.1 percent) above 2008.
- Despite the increase, the federal share of the excess cost of educating children with disabilities slips to 17.1 percent, and would represent the third year in a row at or near this level, which is significantly below the 40 percent level promised in the law.



# Eleanor Holmes Norton Delegate District (at Large), District of Columbia

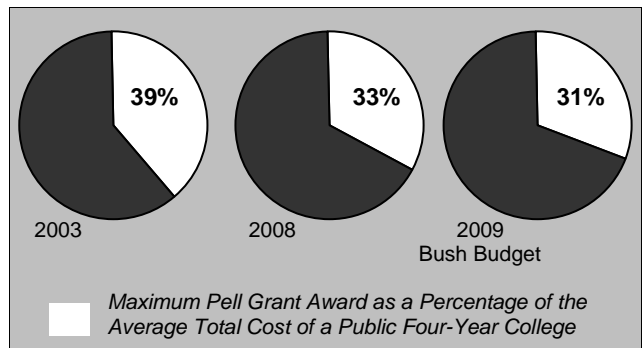
<b>Delegate District (at Large), District of Columbia</b> <i>(dollars in millions)</i>							
		2009	2009 Bush Budget				
		Bush	vs. 2008	vs. Authorized	Underserved <sup>b</sup>		
		Budget					
2008	Authorized <sup>a</sup>						
<b>SELECTED PROGRAMS</b>	<b>Grants to Local Educational Agencies (ESEA Title I-A)</b>	45.11	84.54	46.92	1.82	-37.61	10,583
	<b>Impact Aid Basic Support Payments (ESEA VIII section 8003(b))</b>	2.15	3.86	2.78	0.63	-1.08	2,465
	<b>Improving Teacher Quality State Grants (ESEA II-A)</b>	12.96	14.03	12.49	-0.47	-1.54	40 <sup>c</sup>
	<b>Educational Technology State Grants (ESEA II-D-1 and 2)</b>	0.61	2.30	0.00	-0.61	-2.30	23,785
	<b>21st Century Community Learning Centers (ESEA IV-B)</b>	n/a	n/a	n/a	n/a	n/a	n/a
	<i>n/a = not available, see technical notes</i>						
	<b>State Grants for Innovative Programs (ESEA V-A)</b>	0.00	2.16	0.00	0.00	-2.16	24,964
	<b>Rural Education (ESEA VI-B)</b>	0.00	0.00	0.00	0.00	0.00	0
	<b>Safe &amp; Drug-Free Schools State Grants (ESEA IV-A-1)</b>	1.06	1.18	0.18	-0.87	-1.00	40,949
	<b>English Language Acquisition State Grants (ESEA III-A)</b>	0.50	0.54	0.52	0.02	-0.01	128
	<b>Special Education Grants to States (IDEA Part B-611)</b>	13.54	29.49	14.21	0.67	-15.29	5,318
	<b>Career &amp; Technical Education State Grants (CTEA Title I)</b>	3.58	11.45	0.00	-3.58	-11.45	3,430
	<b>Federal Pell Grants (HEA IV-A-1)</b>	57.80	79.80	64.30	6.50	-15.50	4,132
	<b>Federal Supplemental Educational Opportunity Grants (HEA IV-A-3)</b>	5.70	28.99	0.00	-5.70	-28.99	7,820
<b>Federal Work-Study (HEA IV-C)</b>	13.16	51.31	13.16	0.00	-38.15	4,628	
<b>Head Start (HSA section 639)</b>	25.17	28.01	25.66	0.48	-2.36	297 <sup>d</sup>	

<sup>a</sup> Reflects the appropriation ceiling specified in law. See technical notes for details.  
<sup>b</sup> As a result of the funding gap between 2009 Bush Budget and Authorized.  
<sup>c</sup> Teachers unable to be hired to reduce class size as a result of the funding gap.  
<sup>d</sup> Reflects eligible children unserved.



**Career and Technical Education (CTEA)**

- The 2009 budget request eliminates all funding for career and technical education.
- Support for career and technical education has been trending downward, from almost 7 percent of the federal education budget in 1980 to about 2 percent in the current year.



**Federal Pell Grants (HEA IV-A-1)**

- Funding proposed in the 2009 budget request, combined with mandatory funding from the College Cost Reduction Act, increases the maximum Pell Grant award to \$4,800 from \$4,731 in 2008. The \$69 increase, however, would be unable to keep pace with rising college costs and would reduce the purchasing power of the maximum grant award to less than one-third of the average total cost of attending a public, four-year institution.
- The proposed increase in Federal Pell Grants is largely offset by eliminating other student aid and scholarship programs, such as Federal Supplemental Educational Opportunity Grants and Byrd Honors Scholarships.