

Conversations and New Educators

	1:1's	New Educators	Joined	Potential Members	Leader Forms	Emails Collected	Text Opt-ins	Digital Journey
Total	14,661	5,289	4,458	7,124	317	13,699	1,871	2,124
Pro	13,924	5,175	4,345	6,726	294	13,086	1,767	2,100
ESP	724	114	112	386	14	602	104	24
HiEd	13	0	1	12	9	11	0	0

Top Surveyed Interests

Rank	Pro	ESP	HiEd
1	Professional Dev	Student Behavior	Professional Dev
2	Edu Policy	Professional Dev	Wages/Benefits
3	Degrees Not Debt	Parents/Com	Social Econ Just
4	Parents/Com	Wages/Benefits	Acad. Freedom
5	Classroom Mgmt	Work Cond.	Tenure
6	Social Econ Just	Edu Policy	Job Security
7	School Funding	Bullying	Degrees Not Debt
8	Student Behavior	Degrees Not Debt	Shared Gov.

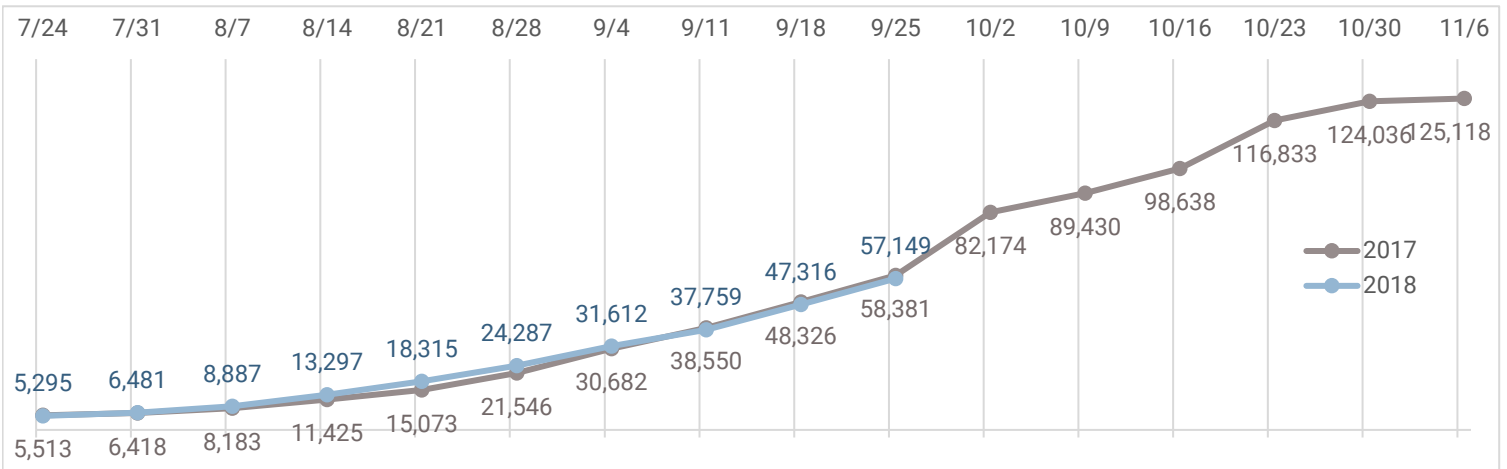
Top Affiliates by Engaged Locals

Rank	State Affiliate	Engaged Locals
1	Alabama	60
2	South Carolina	58
3	Mississippi	56
4	Oregon	53
5	Arizona	50
6	Wisconsin	48
7	Louisiana	45
Total Engaged Locals		750

Back to School New Members

	17-18	16-17	Net Growth: YTD		16-17 BTS	Net Growth: BTS	
	YTD	YTD	#	%		#	%
Total	57,149	58,381	-1,232	-2%	125,118	-67,969	-54%
Pro	45,633	47,128	-1,495	-3%	99,126	-53,493	-54%
ESP	10,005	9,469	536	6%	21,760	-11,755	-54%
HiEd	1,511	1,784	-273	-15%	4,232	-2,721	-64%

Back to School New Members: 2017-2018 and 2016-2017



New Members BTS period: Compares New and Returning Members entered until October 31 for the respective Year. Net Growth BTS: New & Returning Members through Oct 31 for 17-18 minus those entered in same period, 16-17. Pro: Professional Members who are not a part of Higher Education. ESP: Any ESP Member in PK-12, Higher Ed or Other. HiEd: Professional Members who work in Higher Education. 1:1's : This is measured counting the records entered form in VAN. New Educators: These are Educators who have identified themselves as in their first year of their career. Joined: Educators who indicated they joined when they filled out the form. Potential Members: Educators who did not indicate they were members. Leaders Identified: Individuals who conducted 1:1's. Emails Collected: Educators with an email address. Text Opt-ins: Educators who opted to receive text messages. Not all interest questions will inform the digital journey. This is for reporting purposes only.

Regions: Conversations & New Educators

	1:1's	New Educators	Joined	Potential Members	Participating Locals	Leaders Identified	Emails Collected	Text Opt-ins	Digital Journey
Total	14,661	5,289	4,458	12,790	750	317	13,699	1,871	2,124
Mid-Atlantic	834	422	130	632	64	0	800	87	240
Midwest	1,772	616	259	766	136	172	1,689	149	303
Northeast	244	43	40	33	37	0	226	21	6
Pacific	2,375	884	1,411	333	109	0	2,256	333	291
Southeast	3,767	1,088	706	2,295	251	64	3,310	680	183
West	5,655	2,234	1,911	3,054	153	77	5,413	600	1,101

Regions: Back to School New Members

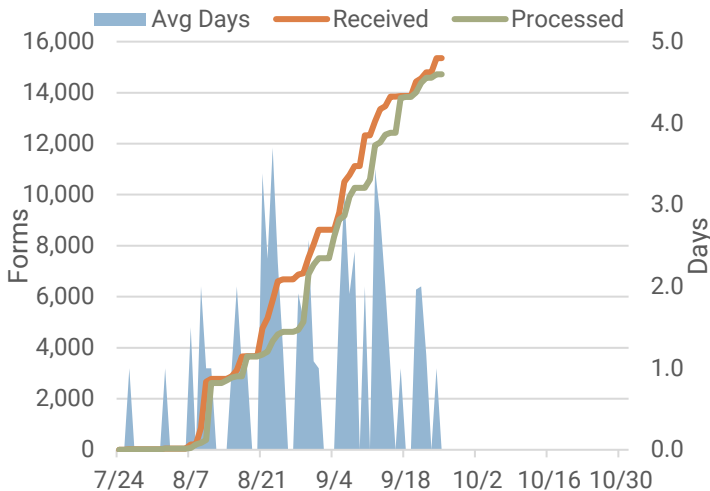
	17-18 YTD	16-17 YTD	Net Growth: YTD		16-17 BTS Total	Net Growth: BTS	
			#	%		#	%
Total	57,149	58,381	-1,232	-2%	125,118	-67,969	-54%
Mid-Atlantic	8,713	8,318	395	5%	15,775	-7,062	-45%
Midwest	11,592	13,345	-1,753	-13%	20,527	-8,935	-44%
Northeast	6,276	5,044	1,232	24%	30,452	-24,176	-79%
Pacific	6,228	6,450	-222	-3%	25,160	-18,932	-75%
Southeast	12,540	14,755	-2,215	-15%	19,859	-7,319	-37%
West	11,800	10,469	1,331	13%	13,345	-1,545	-12%

Forms Received & Processed, Average Processing Days

	Received	Processed	Avg Days
Total	15,353	14,719	2
Mid-Atlantic	745	745	3
Midwest	1,529	1,454	2
Northeast	179	124	2
Pacific	2,483	2,482	3
Southeast	3,979	3,979	2
West	6,438	5,935	2

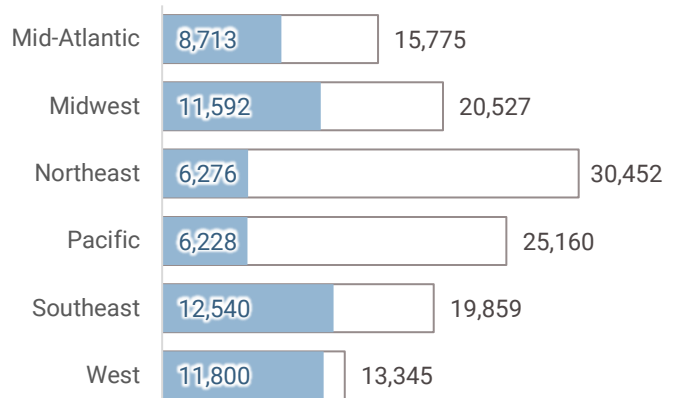
Top Affiliate by Engaged Locals

	State Affiliate	Engaged Locals
Mid-Atlantic	Ohio	22
Midwest	Wisconsin	48
Northeast	Maine	28
Pacific	Oregon	53
Southeast	Alabama	60
West	Arizona	50



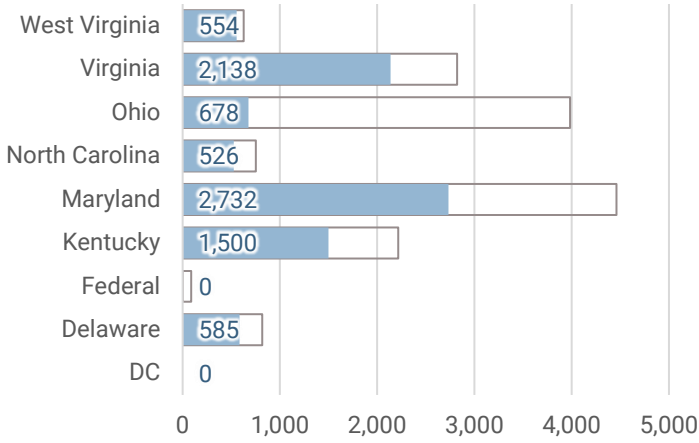
Back to School New Members

2017-2018 & 2016-2017

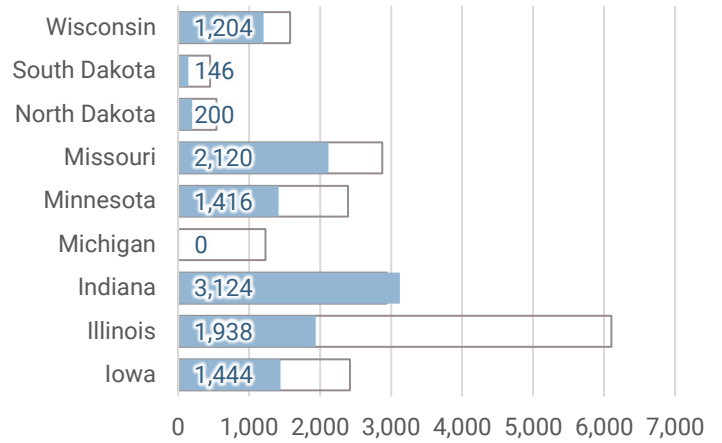


Back to School New Members 2017-2018 & 2016-2017

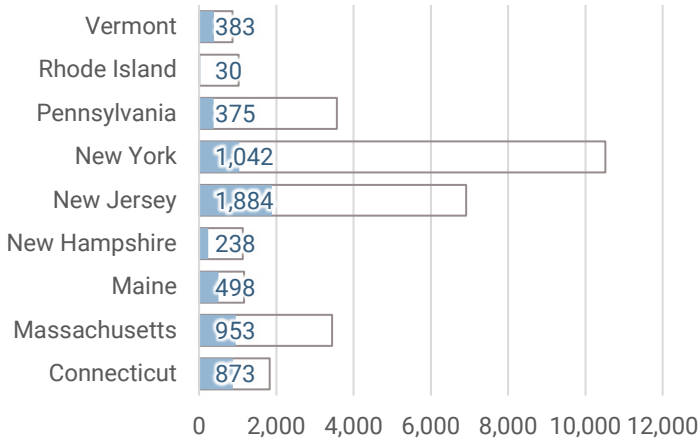
Mid-Atlantic



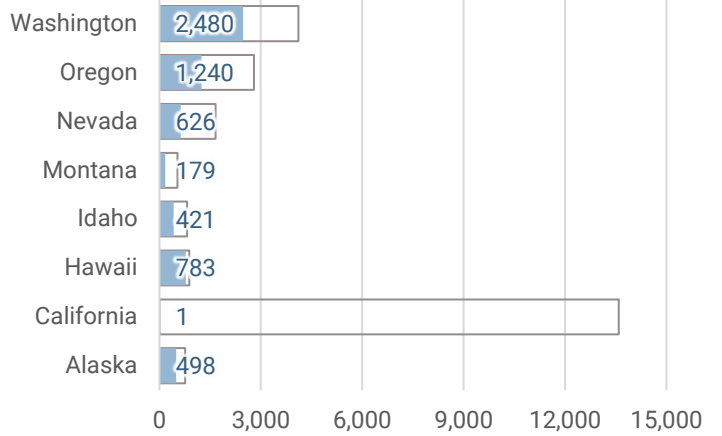
Midwest



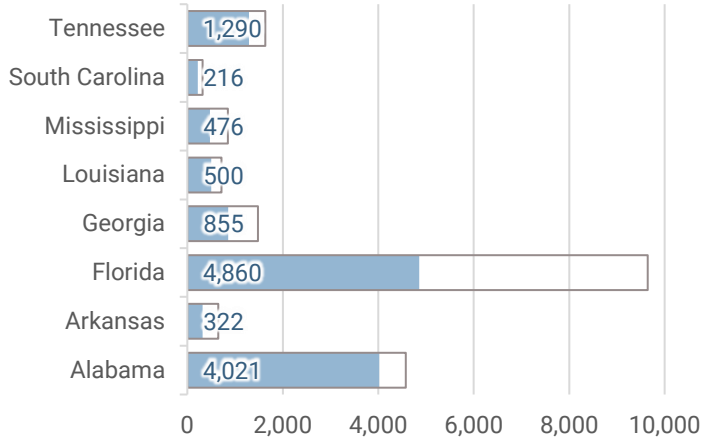
Northeast



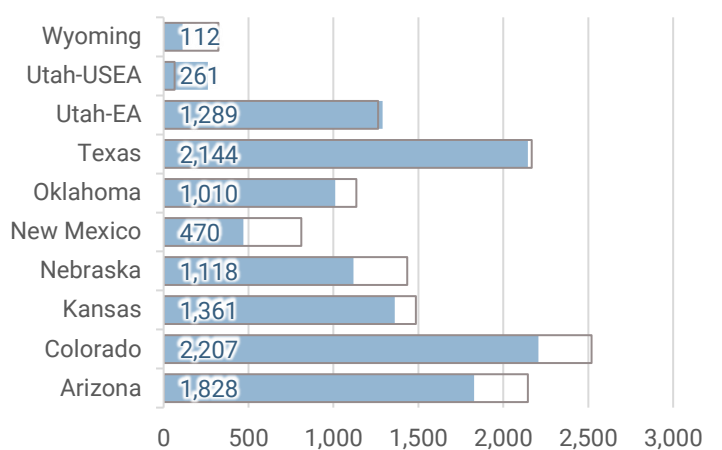
Pacific



Southeast



West



Total	New Members - Back to School					New Ed Campaign						
	17-18 YTD	16-17 YTD	#Net Growth	16-17 BTS Total	Net Growth: BTS	1:1's	New Educators	Joined	Potential Members	Participating Locals	Leader Forms	
State Affiliate												
Mid-Atlantic												
DC	0	0	0	0	0	0	0	0	0	0	0	0
Delaware	585	123	462	818	-233	38	13	0	0	2	0	0
Federal	0	9	-9	89	-89	0	0	0	0	0	0	0
Kentucky	1,500	1,522	-22	2,217	-717	0	0	0	0	0	0	0
Maryland	2,732	2,584	148	4,462	-1,730	0	0	0	0	0	0	0
North Carolina	526	496	30	754	-228	618	353	100	407	20	0	0
Ohio	678	905	-227	3,984	-3,306	73	15	4	3	22	0	0
Virginia	2,138	2,154	-16	2,823	-685	29	16	3	19	1	0	0
West Virginia	554	525	29	628	-74	76	25	23	22	19	0	0
Mid-Atlantic Total	8,713	8,318	395	15,775	-7,062	834	422	130	451	64	0	0
Midwest												
Iowa	1,444	1,811	-367	2,422	-978	179	34	45	6	19	0	0
Illinois	1,938	2,646	-708	6,101	-4,163	0	0	0	0	0	0	0
Indiana	3,124	2,655	469	2,937	187	339	255	12	127	34	0	0
Michigan	0	1,174	-1,174	1,231	-1,231	5	1	1	4	2	0	0
Minnesota	1,416	1,085	331	2,392	-976	0	0	0	0	0	0	0
Missouri	2,120	2,539	-419	2,876	-756	7	2	4	1	4	0	0
North Dakota	200	244	-44	540	-340	184	38	47	11	15	0	0
South Dakota	146	139	7	450	-304	380	52	36	86	14	138	0
Wisconsin	1,204	1,052	152	1,578	-374	678	234	114	360	48	38	0
Midwest Total	11,592	13,345	-1,753	20,527	-8,935	1,772	616	259	595	136	176	0
Northeast												
Connecticut	873	898	-25	1,828	-955	0	0	0	0	0	0	0
Massachusetts	953	988	-35	3,445	-2,492	0	0	0	0	0	0	0
Maine	498	485	13	1,162	-664	119	27	0	2	28	0	0
New Hampshire	238	321	-83	1,129	-891	125	16	40	2	9	0	0
New Jersey	1,884	0	1,884	6,912	-5,028	0	0	0	0	0	0	0
New York	1,042	830	212	10,520	-9,478	0	0	0	0	0	0	0
Pennsylvania	375	533	-158	3,566	-3,191	0	0	0	0	0	0	0
Rhode Island	30	718	-688	1,026	-996	0	0	0	0	0	0	0
Vermont	383	271	112	864	-481	0	0	0	0	0	0	0
Northeast Total	6,276	5,044	1,232	30,452	-24,176	244	43	40	4	37	0	0
Pacific												
Alaska	498	437	61	765	-267	357	124	170	60	15	0	0
California	1	1	0	13,587	-13,586	0	0	0	0	0	0	0
Hawaii	783	706	77	889	-106	615	259	493	15	15	0	0
Idaho	421	404	17	818	-397	0	0	0	0	1	0	0
Montana	179	102	77	534	-355	0	0	0	0	0	0	0
Nevada	626	594	32	1,659	-1,033	305	136	72	56	12	0	0
Oregon	1,240	1,786	-546	2,799	-1,559	898	279	568	16	53	0	0
Washington	2,480	2,420	60	4,109	-1,629	200	86	108	38	13	0	0
Pacific Total	6,228	6,450	-222	25,160	-18,932	2,375	884	1,411	185	109	0	0
Southeast												
Alabama	4,021	3,538	483	4,576	-555	546	146	145	32	60	0	0
Arkansas	322	362	-40	646	-324	0	0	0	0	0	0	0
Florida	4,860	7,205	-2,345	9,646	-4,786	0	0	0	0	0	0	0
Georgia	855	1,173	-318	1,478	-623	172	54	14	124	7	0	0
Louisiana	500	573	-73	716	-216	971	328	114	710	45	0	0
Mississippi	476	659	-183	847	-371	470	93	62	214	56	11	0
South Carolina	216	253	-37	319	-103	991	270	89	540	58	0	0
Tennessee	1,290	992	298	1,631	-341	617	197	282	131	25	53	0
Southeast Total	12,540	14,755	-2,215	19,859	-7,319	3,767	1,088	706	1,751	251	64	0
West												
Arizona	1,828	1,947	-119	2,145	-317	2,487	941	615	1,630	50	0	0
Colorado	2,207	1,940	267	2,520	-313	602	195	259	250	13	0	0
Kansas	1,361	1,122	239	1,486	-125	524	205	117	242	24	77	0
Nebraska	1,118	1,288	-170	1,435	-317	0	0	0	0	0	0	0
New Mexico	470	589	-119	810	-340	201	72	43	73	9	0	0
Oklahoma	1,010	784	226	1,134	-124	867	377	473	204	14	0	0
Texas	2,144	1,517	627	2,167	-23	336	155	164	91	11	0	0
Utah-EA	1,289	1,054	235	1,262	27	497	247	228	166	16	0	0
Utah-USEA	261	33	228	64	197	64	6	0	0	3	0	0
Wyoming	112	195	-83	322	-210	77	36	12	52	13	0	0
West Total	11,800	10,469	1,331	13,345	-1,545	5,655	2,234	1,911	2,708	153	77	0
National Total	57,149	58,381	-1,232	125,118	-67,969	14,647	5,287	4,457	5,694	750	317	0

Data Entry		Received	Total	Processed	Total	Avg Days	Unprocessed	
State Affiliate	This Week	Received	This Week	Processed	Total	Processing	Forms	Notes on Processing
Mid-Atlantic	DC	0	0	0	0	0	0	
	Delaware	0	76	0	76	3	0	
	Federal	0	0	0	0	0	0	
	Kentucky	0	0	0	0	0	0	
	Maryland	0	0	0	0	0	0	
	North Carolina	0	558	0	558	2	0	
	Ohio	0	0	0	0	0	0	
	Virginia	29	29	29	29	1	0	
	West Virginia	0	82	0	82	5	0	
Mid-Atlantic Total	29	745	29	745	3	0		
Midwest	Iowa	99	162	99	162	2	0	
	Illinois	0	72	0	24	1	48	Waiting on VAN Update.
	Indiana	0	0	0	0	0	0	
	Michigan	0	5	0	5	2	0	
	Minnesota	0	0	0	0	0	0	
	Missouri	0	0	0	0	0	0	
	North Dakota	0	0	0	0	0	0	
	South Dakota	78	515	51	488	2	27	Will be complete by 9/26.
	Wisconsin	129	775	129	775	2	0	
Midwest Total	306	1,529	279	1,454	2	75		
Northeast	Connecticut	0	0	0	0	0	0	
	Massachusetts	0	0	0	0	0	0	
	Maine	0	0	0	0	0	0	
	New Hampshire	79	179	24	124	2	55	Will be complete by 9/26.
	New Jersey	0	0	0	0	0	0	
	New York	0	0	0	0	0	0	
	Pennsylvania	0	0	0	0	0	0	
	Rhode Island	0	0	0	0	0	0	
	Vermont	0	0	0	0	0	0	
Northeast Total	79	179	24	124	2	55		
Pacific	Alaska	0	396	0	396	2	0	
	California	0	0	0	0	0	0	
	Hawaii	0	626	0	626	4	0	
	Idaho	0	0	0	0	0	0	
	Montana	0	0	0	0	0	0	
	Nevada	24	360	23	359	3	1	Will be complete by 9/26.
	Oregon	0	900	0	900	2	0	
	Washington	173	201	173	201	2	0	
Pacific Total	197	2,483	196	2,482	3	1		
Southeast	Alabama	0	546	0	546	1	0	
	Arkansas	0	0	0	0	0	0	
	Florida	0	0	0	0	0	0	
	Georgia	0	171	0	171	4	0	
	Louisiana	177	988	177	988	4	0	
	Mississippi	0	492	0	492	1	0	
	South Carolina	0	1,109	0	1,109	2	0	
	Tennessee	0	673	0	673	2	0	
Southeast Total	177	3,979	177	3,979	2	0		
West	Arizona	0	2,562	0	2,562	1	0	
	Colorado	594	1,166	102	674	2	492	In Manual data entry queue
	Kansas	17	628	17	628	1	0	
	Nebraska	0	0	0	0	0	0	
	New Mexico	0	208	0	208	3	0	
	Oklahoma	12	877	12	877	1	0	
	Texas	0	335	0	335	2	0	
	Utah-EA	0	492	0	492	2	0	
	Utah-USEA	85	85	85	85	2	0	
	Wyoming	16	85	5	74	1	11	Will be complete by 9/26.
West Total	724	6,438	221	5,935	2	503		
National Total	1,512	15,353	926	14,719	2	634		

Professionals		New Members - Back to School				New Ed Campaign			
		17-18 YTD	16-17 YTD	#Net Growth	16-17 BTS Total	Net Growth: BTS	1:1's	New Educators	Joined
State Affiliate									
Mid-Atlantic	DC	0	0	0	0	0	0	0	0
	Delaware	422	70	352	618	-196	37	12	0
	Federal	0	9	-9	87	-87	0	0	0
	Kentucky	1,208	1,270	-62	1,862	-654	0	0	0
	Maryland	2,455	2,329	126	3,912	-1,457	0	0	0
	North Carolina	473	447	26	677	-204	606	351	99
	Ohio	556	780	-224	3,283	-2,727	41	13	4
	Virginia	1,761	1,864	-103	2,332	-571	29	16	3
	West Virginia	491	452	39	538	-47	76	25	23
Mid-Atlantic Total		7,366	7,221	145	13,309	-5,943	789	417	129
Midwest	Iowa	1,293	1,540	-247	2,057	-764	178	34	45
	Illinois	1,276	1,775	-499	3,931	-2,655	0	0	0
	Indiana	3,070	2,593	477	2,860	210	339	255	12
	Michigan	0	809	-809	864	-864	4	1	1
	Minnesota	974	815	159	1,931	-957	0	0	0
	Missouri	1,692	1,981	-289	2,194	-502	7	2	4
	North Dakota	180	208	-28	454	-274	177	37	45
	South Dakota	105	123	-18	395	-290	310	43	28
	Wisconsin	1,031	917	114	1,323	-292	651	232	111
Midwest Total		9,621	10,761	-1,140	16,009	-6,388	1,666	604	246
Northeast	Connecticut	873	897	-24	1,826	-953	0	0	0
	Massachusetts	704	743	-39	2,408	-1,704	0	0	0
	Maine	310	301	9	749	-439	88	23	0
	New Hampshire	144	253	-109	801	-657	78	13	36
	New Jersey	1,518	0	1,518	4,962	-3,444	0	0	0
	New York	97	105	-8	6,282	-6,185	0	0	0
	Pennsylvania	274	414	-140	2,733	-2,459	0	0	0
	Rhode Island	6	36	-30	192	-186	0	0	0
	Vermont	188	160	28	515	-327	0	0	0
Northeast Total		4,114	2,909	1,205	20,468	-16,354	166	36	36
Pacific	Alaska	424	366	58	523	-99	289	107	150
	California	1	0	1	13,349	-13,348	0	0	0
	Hawaii	783	706	77	889	-106	615	259	493
	Idaho	372	335	37	683	-311	0	0	0
	Montana	58	34	24	240	-182	0	0	0
	Nevada	231	327	-96	1,232	-1,001	273	128	63
	Oregon	1,171	1,558	-387	2,328	-1,157	888	273	561
	Washington	2,340	2,265	75	3,592	-1,252	191	82	102
Pacific Total		5,380	5,591	-211	22,836	-17,456	2,256	849	1,369
Southeast	Alabama	2,254	2,161	93	2,704	-450	492	138	124
	Arkansas	262	268	-6	478	-216	0	0	0
	Florida	3,674	5,824	-2,150	7,534	-3,860	0	0	0
	Georgia	713	980	-267	1,227	-514	172	54	14
	Louisiana	401	413	-12	520	-119	857	314	105
	Mississippi	377	544	-167	709	-332	434	90	60
	South Carolina	190	208	-18	257	-67	934	262	86
	Tennessee	1,212	919	293	1,522	-310	612	196	281
Southeast Total		9,083	11,317	-2,234	14,951	-5,868	3,501	1,054	670
West	Arizona	1,612	1,780	-168	1,921	-309	2,487	941	615
	Colorado	2,100	1,787	313	2,239	-139	589	191	254
	Kansas	1,163	1,064	99	1,408	-245	524	205	117
	Nebraska	1,040	1,203	-163	1,324	-284	0	0	0
	New Mexico	347	437	-90	581	-234	182	69	39
	Oklahoma	855	671	184	972	-117	858	374	469
	Texas	1,566	1,165	401	1,594	-28	331	152	160
	Utah-EA	1,289	1,053	236	1,261	28	490	246	228
	Utah-USEA	4	0	4	0	4	0	0	0
	Wyoming	93	169	-76	253	-160	75	35	12
West Total		10,069	9,329	740	11,553	-1,484	5,536	2,213	1,894
National Total		45,633	47,128	-1,495	99,126	-53,493	13,914	5,173	4,344

ESP		New Members - Back to School					New Ed Campaign			
		17-18 YTD	16-17 YTD	#Net Growth	16-17 BTS Total	Net Growth: BTS	1:1's	New Educators	Joined	Potential Members
State Affiliate										
Mid-Atlantic	DC	0	0	0	0	0	0	0	0	0
	Delaware	163	53	110	200	-37	1	1	0	0
	Federal	0	0	0	2	-2	0	0	0	0
	Kentucky	291	248	43	346	-55	0	0	0	0
	Maryland	275	255	20	549	-274	0	0	0	0
	North Carolina	52	49	3	76	-24	12	2	1	4
	Ohio	112	125	-13	661	-549	32	2	0	0
	Virginia	377	290	87	491	-114	0	0	0	0
	West Virginia	63	72	-9	89	-26	0	0	0	0
Mid-Atlantic Total		1,333	1,092	241	2,414	-1,081	45	5	1	4
Midwest	Iowa	128	207	-79	291	-163	1	0	0	0
	Illinois	643	821	-178	2,083	-1,440	0	0	0	0
	Indiana	51	62	-11	71	-20	0	0	0	0
	Michigan	0	278	-278	280	-280	1	0	0	1
	Minnesota	289	242	47	420	-131	0	0	0	0
	Missouri	373	401	-28	496	-123	0	0	0	0
	North Dakota	18	33	-15	76	-58	4	1	1	0
	South Dakota	31	10	21	42	-11	60	9	8	25
	Wisconsin	163	133	30	252	-89	27	2	3	7
Midwest Total		1,696	2,187	-491	4,011	-2,315	93	12	12	33
Northeast	Connecticut	0	1	-1	2	-2	0	0	0	0
	Massachusetts	105	118	-13	824	-719	0	0	0	0
	Maine	153	158	-5	371	-218	31	4	0	0
	New Hampshire	94	66	28	326	-232	47	3	4	0
	New Jersey	356	0	356	1,897	-1,541	0	0	0	0
	New York	275	298	-23	2,268	-1,993	0	0	0	0
	Pennsylvania	96	115	-19	779	-683	0	0	0	0
	Rhode Island	23	62	-39	147	-124	0	0	0	0
	Vermont	195	111	84	349	-154	0	0	0	0
Northeast Total		1,297	929	368	6,963	-5,666	78	7	4	0
Pacific	Alaska	74	71	3	242	-168	68	17	20	6
	California	0	0	0	56	-56	0	0	0	0
	Hawaii	0	0	0	0	0	0	0	0	0
	Idaho	49	69	-20	135	-86	0	0	0	0
	Montana	108	44	64	258	-150	0	0	0	0
	Nevada	395	267	128	427	-32	32	8	9	1
	Oregon	69	222	-153	422	-353	10	6	7	0
	Washington	134	129	5	434	-300	9	4	6	0
	Pacific Total		829	802	27	1,974	-1,145	119	35	42
Southeast	Alabama	1,737	1,357	380	1,846	-109	54	8	21	0
	Arkansas	60	93	-33	166	-106	0	0	0	0
	Florida	998	1,377	-379	1,991	-993	0	0	0	0
	Georgia	142	193	-51	251	-109	0	0	0	0
	Louisiana	99	160	-61	195	-96	114	14	9	93
	Mississippi	98	112	-14	134	-36	36	3	2	19
	South Carolina	26	45	-19	62	-36	57	8	3	35
	Tennessee	75	72	3	108	-33	5	1	1	1
Southeast Total		3,235	3,409	-174	4,753	-1,518	266	34	36	148
West	Arizona	212	167	45	224	-12	0	0	0	0
	Colorado	107	153	-46	281	-174	13	4	5	6
	Kansas	155	24	131	35	120	0	0	0	0
	Nebraska	41	50	-9	58	-17	0	0	0	0
	New Mexico	120	142	-22	202	-82	19	3	4	4
	Oklahoma	150	112	38	160	-10	9	3	4	2
	Texas	565	346	219	559	6	5	3	4	0
	Utah-EA	0	1	-1	1	-1	7	1	0	0
	Utah-USEA	257	33	224	64	193	64	6	0	0
	Wyoming	8	22	-14	61	-53	2	1	0	1
West Total		1,615	1,050	565	1,645	-30	119	21	17	13
National Total		10,005	9,469	536	21,760	-11,755	720	114	112	205

Higher Ed		New Members - Back to School				New Ed Campaign				
		17-18 YTD	16-17 YTD	#Net Growth	16-17 BTS Total	Net Growth: BTS	1:1's	New Educators	Joined	Potential Members
State Affiliate										
Mid-Atlantic	DC	0	0	0	0	0	0	0	0	
	Delaware	0	0	0	0	0	0	0	0	
	Federal	0	0	0	0	0	0	0	0	
	Kentucky	1	4	-3	9	-8	0	0	0	
	Maryland	2	0	2	1	1	0	0	0	
	North Carolina	1	0	1	1	0	0	0	0	
	Ohio	10	0	10	40	-30	0	0	0	
	Virginia	0	0	0	0	0	0	0	0	
	West Virginia	0	1	-1	1	-1	0	0	0	
Mid-Atlantic Total		14	5	9	52	-38	0	0	0	
Midwest	Iowa	23	64	-41	74	-51	0	0	0	
	Illinois	19	50	-31	87	-68	0	0	0	
	Indiana	3	0	3	6	-3	0	0	0	
	Michigan	0	87	-87	87	-87	0	0	0	
	Minnesota	153	28	125	41	112	0	0	0	
	Missouri	55	157	-102	186	-131	0	0	0	
	North Dakota	2	3	-1	10	-8	3	0	1	
	South Dakota	10	6	4	13	-3	10	0	0	
	Wisconsin	10	2	8	3	7	0	0	0	
Midwest Total		275	397	-122	507	-232	13	0	1	
Northeast	Connecticut	0	0	0	0	0	0	0	0	
	Massachusetts	144	127	17	213	-69	0	0	0	
	Maine	35	26	9	42	-7	0	0	0	
	New Hampshire	0	2	-2	2	-2	0	0	0	
	New Jersey	10	0	10	53	-43	0	0	0	
	New York	670	427	243	1,970	-1,300	0	0	0	
	Pennsylvania	5	4	1	54	-49	0	0	0	
	Rhode Island	1	620	-619	687	-686	0	0	0	
	Vermont	0	0	0	0	0	0	0	0	
Northeast Total		865	1,206	-341	3,021	-2,156	0	0	0	
Pacific	Alaska	0	0	0	0	0	0	0	0	
	California	0	1	-1	182	-182	0	0	0	
	Hawaii	0	0	0	0	0	0	0	0	
	Idaho	0	0	0	0	0	0	0	0	
	Montana	13	24	-11	36	-23	0	0	0	
	Nevada	0	0	0	0	0	0	0	0	
	Oregon	0	6	-6	49	-49	0	0	0	
	Washington	6	26	-20	83	-77	0	0	0	
Pacific Total		19	57	-38	350	-331	0	0	0	
Southeast	Alabama	30	20	10	26	4	0	0	0	
	Arkansas	0	1	-1	2	-2	0	0	0	
	Florida	188	4	184	121	67	0	0	0	
	Georgia	0	0	0	0	0	0	0	0	
	Louisiana	0	0	0	1	-1	0	0	0	
	Mississippi	1	3	-2	4	-3	0	0	0	
	South Carolina	0	0	0	0	0	0	0	0	
	Tennessee	3	1	2	1	2	0	0	0	
Southeast Total		222	29	193	155	67	0	0	0	
West	Arizona	4	0	4	0	4	0	0	0	
	Colorado	0	0	0	0	0	0	0	0	
	Kansas	43	34	9	43	0	0	0	0	
	Nebraska	37	35	2	53	-16	0	0	0	
	New Mexico	3	10	-7	27	-24	0	0	0	
	Oklahoma	5	1	4	2	3	0	0	0	
	Texas	13	6	7	14	-1	0	0	0	
	Utah-EA	0	0	0	0	0	0	0	0	
	Utah-USEA	0	0	0	0	0	0	0	0	
	Wyoming	11	4	7	8	3	0	0	0	
West Total		116	90	26	147	-31	0	0	0	
National Total		1,511	1,784	-273	4,232	-2,721	13	0	1	0