

Student Progress Report

Name _____ Date _____ Class _____

1. Since the last assessment, this student's attention in the classroom has _____

2. This student's homework has _____

3. This student continues to have trouble answering the following type(s) of questions that were on the last assessment: _____

4. When working in cooperative teams, this student's attitude and work is _____

5. This student's classroom participation has (increased/decreased) recently and shows _____

6. This student's (long-term projects/portfolio/journal) reflect the following. _____

7. This student needs more help at home in the following areas: _____

Comments:

Signature

LOOK!



At What I Can Do Now!

I can write my first and last name!

I can draw a picture of me for you!

I know this many first
grade sight words so far:



By January I want to
read this many first grade
sight words!

Additional information about my
reading!

I can write my numbers this
high!

The worksheet contains ten sets of handwriting lines. Each set is composed of three horizontal lines: a solid top line, a dashed middle line, and a solid bottom line. These lines are spaced evenly down the page to provide practice for writing numbers. The entire page is enclosed in a decorative border of small black dots.

This is how I write dictation sentences!

1.

2.

3.

Something I think I do really well...

I think I could do better...

Name _____

Survey



WHAT'S UP?



My favorite part of the school day is _____
because _____

My favorite subject in school right now is _____
because _____

The toughest subject for me is _____
because _____

I've done really well in _____
because _____

I want to improve in _____
because _____

What I've most enjoyed about school recently is _____
because _____

I'm looking forward to _____
because _____

The book I am reading independently right now is _____
It's about _____

My favorite reading genre is _____
because _____

The classmate I most like to work with is _____
because _____

PARENT/TEACHER conference

STUDENT: _____
PARENT/CAREGIVER: _____

DATE: _____
TIME: _____

SUBJECT	AVERAGE	TEACHER (IF APPLICABLE)/NOTES
<i>Math</i>		
<i>Reading</i>		
<i>Language Arts</i>		
<i>Science</i>		
<i>Social Studies</i>		

STRENGTHS

- Asks for help
- Attends class every day
- Comes prepared with materials
- Completes homework
- Completes interactive notebook
 - Does well on tests
- Gets along with other students
 - Has a positive attitude
 - Respectful towards adults
 - Listens well
 - Participates in class
 - Solves Problems
 - Thinks creatively
- Other: _____

CONCERNS

- STUDENT NEEDS TO:**
- Attend school every day
 - Be on time to class
 - Bring all materials
 - Complete interactive notebook
 - Remain seated during class
 - Complete class work
 - Participate appropriately
 - Communicate respectfully
 - Help others as needed
 - Be positive towards learning
 - Pay attention. Focus
 - Complete homework
 - Other: _____

MISSING assignments:

notes:

Conference Outline

Student Name: _____ Date: _____

Teacher Name: _____ Grade: _____

Your Child's Strengths:

I would like your child to work/improve on:

Additional Comments:

Possible Strengths

This is for the teacher not to give out to parents.

Outlined on this page are possible strengths that students could have in your classroom to help you fill out the Conference Outline.

- Shows Organizational Skills
- Shows Responsibility
- Good Citizen
- Helps others
- Asks questions to clarify
- Stays on task
- Follows rules consistently
- Works well in groups
- Cooperative when working with others
- Listen to directions and follows them quickly
- Does their best each day
- Puts much thought and effort into work
- Great problem solver
- Completes work in a timely manner
- Cares about his or her work
- Uses time wisely
- Contributes to class discussions
- Motivated to do well
- Works independently
- Wants to learn new things
- Forms positive relationships with peers
- Cares about school
- Wants to excel

Needs Improvement.

This is for the teacher not to give out to parents.

Outlined on this page are possible things students could work on in the classroom and/or things you would like to see the student improve on.

- Needs Guidance to follow directions
- Requires constant supervision
- Works too quickly and makes careless mistakes
- Needs to put forth effort in work
- Needs to follow directions quickly
- Easily Distracted
- Finding the appropriate time to socialize
- Staying on task
- Acquire motivation to do well on work
- Hard time working well with others
- Needs extra support when working collaboratively
- Uninvolved during classroom discussions
- Needs constant redirection
- Does not follow classroom rules consistently
- Does not work well independently
- Looks at other student papers for answers
- Not eager to help others
- Has a hard time forming relationships with peers
- —Don't forget to put concerns about academics in this area too.

Helping your child to learn the sight words!

I have compiled a list of ideas what you could use to help your child succeed in my classroom for the remainder of the year.

Sight/Spelling Word Practice Ideas

- Write sight words on notecards and attach them to the refrigerator or your child's bedroom door. Each time your child opens the door they must read each sight word before entering.
- Play hide and seek with sight word cards
- Place a baggie in your car of the weeks spelling and sight words. Practice reading and spelling them on car rides.
- Make a path of words on the floor. Have your child walk the path to read and spell each word.
- Flashlight words: Before bed time turn off the lights, turn on a flashlight and read the words in the dark.
- Make the words and read them with ABC pasta.
- Type the words in a word document on the computer
- Find the letters in old newspapers or magazines and build the sight words.
- Write the words on sticky notes each week and stick them around the house.
- Play hangman or a memory game
- Make the words using play dough or stamps.

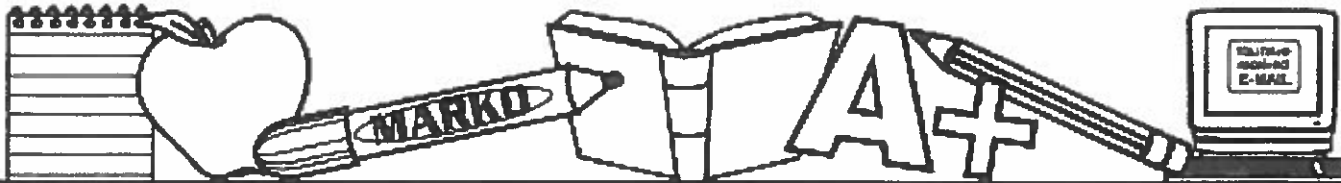
We Need Stuff!

We are running out of stuff in our room already! If you would like to donate one of the following then please sign below by the item you would like to donate.

Items

Name

Items	Name



Parent Survey


Dear Parent/Guardian of _____

Please take a few minutes to fill out this form. Your responses will help me learn more about your child. Check the response(s) that apply to your child. You may check more than one for each answer. Feel free to add comments on the back of this sheet. This survey will be strictly confidential. Thank you in advance for your help!

Sincerely,

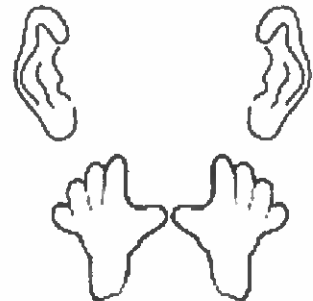
My child usually approaches learning...

- _____ with curiosity.
- _____ with confidence.
- _____ with excitement.
- _____ with anxiety.
- _____ with reluctance.
- _____ without interest.



My child learns best...

- _____ by listening.
- _____ by watching.
- _____ by doing.



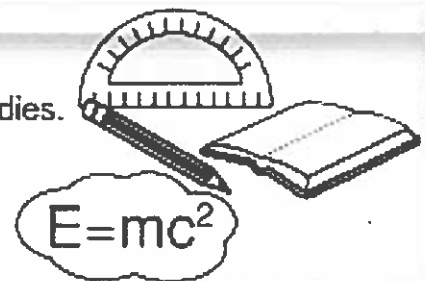
My child finds it challenging to...

- _____ pay attention.
- _____ follow directions.
- _____ behave appropriately.
- _____ speak in front of others.




My child's favorite subject(s) is (are)...

- _____ math.
- _____ science.
- _____ social studies.
- _____ reading.
- _____ writing.




My child's special talents, abilities, and interests include...



How would you describe your child's reading habits? My child...

- _____ enjoys reading with others.
- _____ enjoys reading alone.
- _____ reads well, but is reluctant to read.
- _____ does not read on his/her own.



List any other information you feel would be helpful in making this a great year for your child.

Pre Questionnaire

The purpose of this questionnaire is to give me an insight on the types of topics you would like to discuss concerning your child. Please write any questions or topics you would like to discuss during our conference in the boxes below.

I would like to mainly discuss my child's:

Academics - Social Interactions - Behavior - Classroom Habits - Other

Please write questions and topics you would like to discuss in the boxes below.

Conference Reminder

DATE:

LENGTH OF TIME:

LOCATION:


ADDITIONAL INSTRUCTIONS:



If for any reason this date and time no longer work for you please contact _____ so we can find a time that will work!


Welcome!

Please wait for me to
invite you in as I
may be currently in a
conference or
preparing for yours!



**Thank You
for Attending
Our Conference!**


Dear _____,



©The Mailbox® • www.themailbox.companion.com • Oct./Nov. 2011

**Thank You
for Attending
Our Conference!**


Dear _____,



©The Mailbox® • www.themailbox.companion.com • Oct./Nov. 2011

**Thank You
for Attending
Our Conference!**


Dear _____,



©The Mailbox® • www.themailbox.companion.com • Oct./Nov. 2011

**Thank You
for Attending
Our Conference!**

Dear _____,



©The Mailbox® • www.themailbox.companion.com • Oct./Nov. 2011